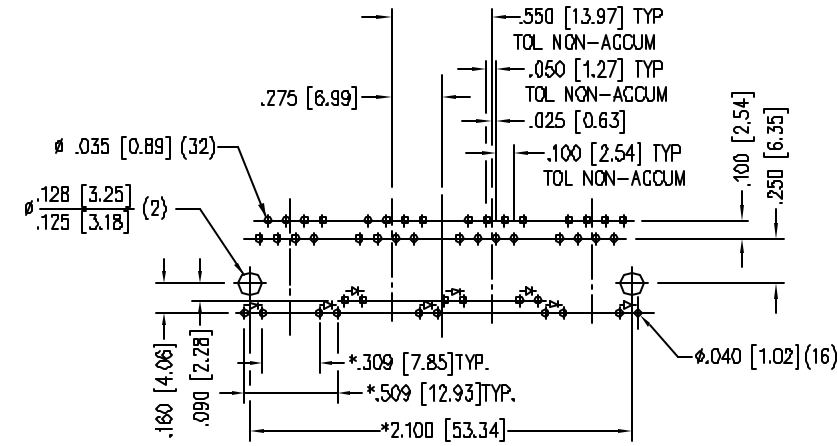
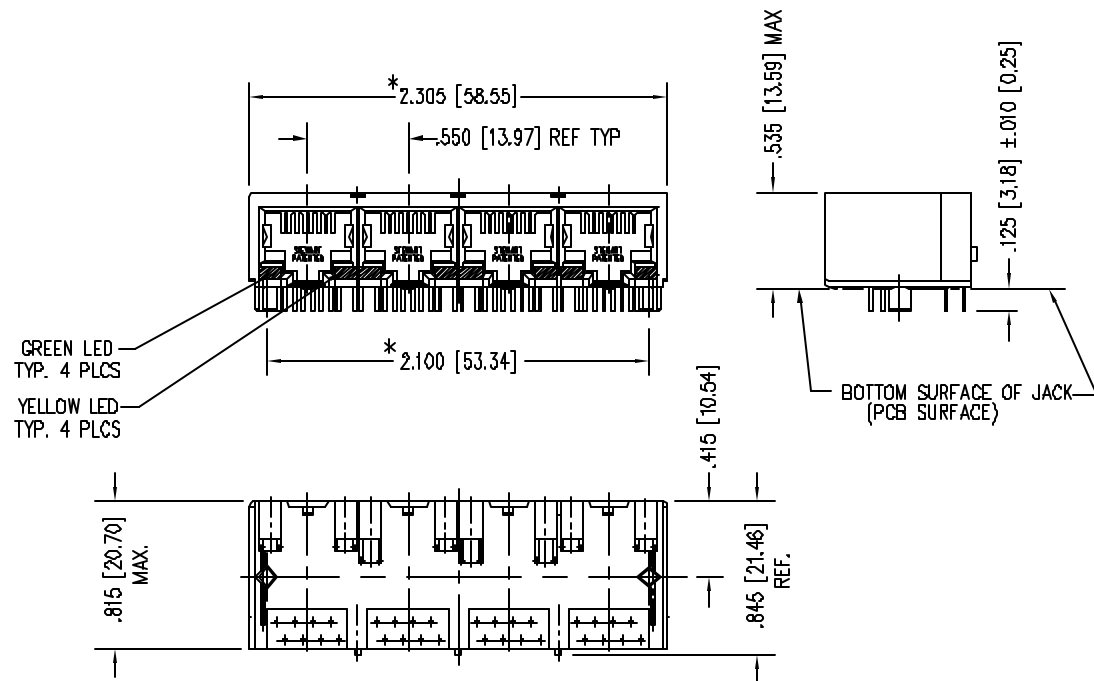


DATE	REV	ECN	APP'D. BY
2/3/06	AO	7459	JM



P.C.B. RECOMMENDED HOLE LAYOUT
SEEN FROM COMPONENT SIDE
TOLERANCE ±.003 [0.08] UNLESS OTHERWISE SPECIFIED

NOTES:

- CONNECTOR MATERIALS:
HOUSING: THERMOPLASTIC UL94 V-0
CONTACTS/SHIELD: COPPER ALLOY
SHIELD PLATING: NICKEL OR TIN
CONTACT PLATING: SELECTIVE GOLD IN CONTACT AREA
SEE CHART FOR PART NUMBER
- FOR PRODUCT SPECIFICATIONS SEE PRO22-01.
- TOLERANCES COMPLY WITH F.C.C. DIMENSION REQUIREMENTS.
- THE SUGGESTED PANEL OPENING IS INTENDED TO GIVE USER THE ABILITY TO HAVE REASONABLE JACK/PANEL CLEARANCES, YET MAINTAIN GROUNDING CAPABILITY. THESE VARIABLES CAN BE ADJUSTED IN EITHER DIRECTION BUT MAY CARRY SOME CONSEQUENCES IN THE FORM OF LOWER MATING FORCES OR TIGHTER ASSEMBLY TOLERANCES.

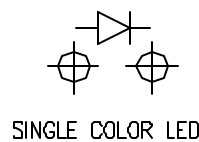
LED SPECIFICATIONS

STANDARD LED	* FORWARD VOLTAGE (MAX)	* FORWARD VOLTAGE (TYP)	POWER DISSIPATION	WAVELENGTH	LUMINOUS INTENSITY @ 10mA	
					MIN	MAX
YELLOW DIFFUSED	2.5 V	2.1 V	105 mW	590 nm	2 MCD	8 MCD
GREEN DIFFUSED	2.6 V	2.25 V	105 mW	555 nm	2 MCD	8 MCD

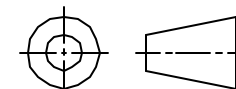
* WITH A FORWARD CURRENT OF 20 mA

30 MICRO-INCHES [0.76um]	SS-748804-GY-NF
CONTACT PLATING IN MATING AREA	PART NUMBER

LED POLARITY
(ENLARGED VIEW)



THIRD ANGLE PROJECTION



DO NOT SCALE DRAWING
DRAWING IS SUBJECT TO CHANGE WITHOUT NOTICE

DIMENSIONS: INCHES [METRIC]
UNLESS OTHERWISE SPECIFIED
TOLERANCES ARE ±.005 [0.13]
ANGLES ARE ± 1°

SHEET NO. 1 OF 1

Bel Stewart Connector

11118 Susquehanna Trail South
Glen Rock, PA 17327-9199
(717) 235-7512 Fax: (717) 235-7954 <http://www.stewartconnector.com>

TITLE: 4 PORT PCB HARMONICA LED JACK PAC

THIS DRAWING AND THE SUBJECT MATTER SHOWN THEREON ARE CONFIDENTIAL AND THE PROPRIETARY PROPERTY OF BEL STEWART CONNECTOR AND SHALL NOT BE REPRODUCED, COPIED, OR USED IN ANY MANNER WITHOUT PRIOR WRITTEN CONSENT OF BEL STEWART CONNECTOR. THE SUBJECT MATTER MAY BE PATENTED OR A PATENT MAY BE PENDING.

DRN BY: TM	DATE 12-19-00
APPD BY: BC	DATE 12-20-00
DWG NO. CT740062	REV. AO

REV. 6/3/05