

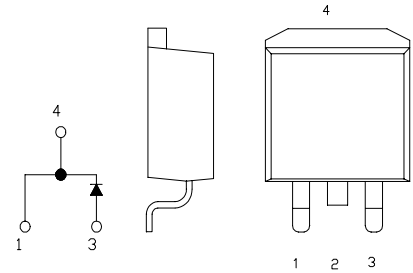
FRD Type : TSU05A60

OUTLINE DRAWING

For Power Factor Improvement High Frequency Rectification

FEATURES

- * Ultra – Fast Recovery
- * Low Forward Voltage Drop
- * Low Power Loss, High Efficiency
- * High Surge Capability



Maximum Ratings

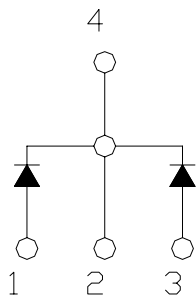
Approx Net Weight:1.45g

Rating	Symbol	TSU05A60		Unit
Repetitive Peak Reverse Voltage	V_{RRM}	600		V
Average Rectified Output Current	I_O	5	$T_c=95^\circ\text{C}$ 50 Hz Half Sine Wave Resistive Load	A
RMS Forward Current	$I_{F(RMS)}$	15.7		A
Surge Forward Current	I_{FSM}	70	50 Hz Half Sine Wave, 1cycle Non-repetitive	A
Operating Junction Temperature Range	T_{jw}	- 40 to + 150		$^\circ\text{C}$
Storage Temperature Range	T_{stg}	- 40 to + 150		$^\circ\text{C}$
Mounting torque		0.5	Recommended value	N.m

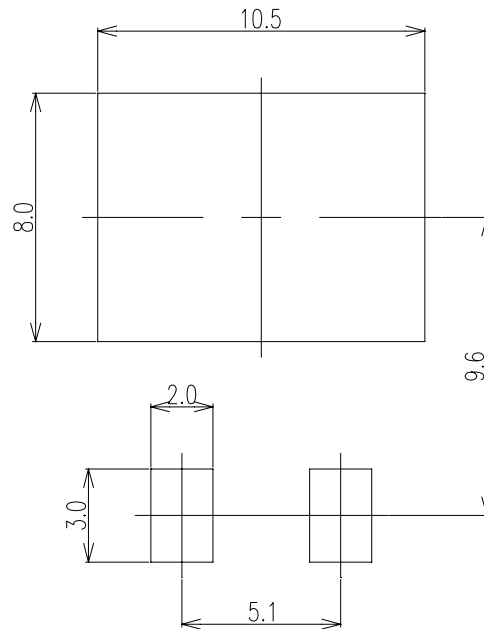
Electrical • Thermal Characteristics

Characteristics	Symbol	Conditions	Min.	Typ.	Max.	Unit
Peak Reverse Current	I_{RM}	$T_j= 25^\circ\text{C}$, $V_{RM}= V_{RRM}$	-	-	30	μA
Peak Forward Voltage	V_{FM}	$T_j= 25^\circ\text{C}$, $I_{FM}= 5\text{A}$	-	1.9	2.3	V
Reverse Recovery Time	trr	$I_{FM}= 5\text{A}$, $-di/dt= 50 \text{ A}/\mu\text{s}$, $T_a= 25^\circ\text{C}$	-	25	35	ns
Thermal Resistance	$R_{th(j-c)}$	Junction to Case	-	-	5	$^\circ\text{C}/\text{W}$

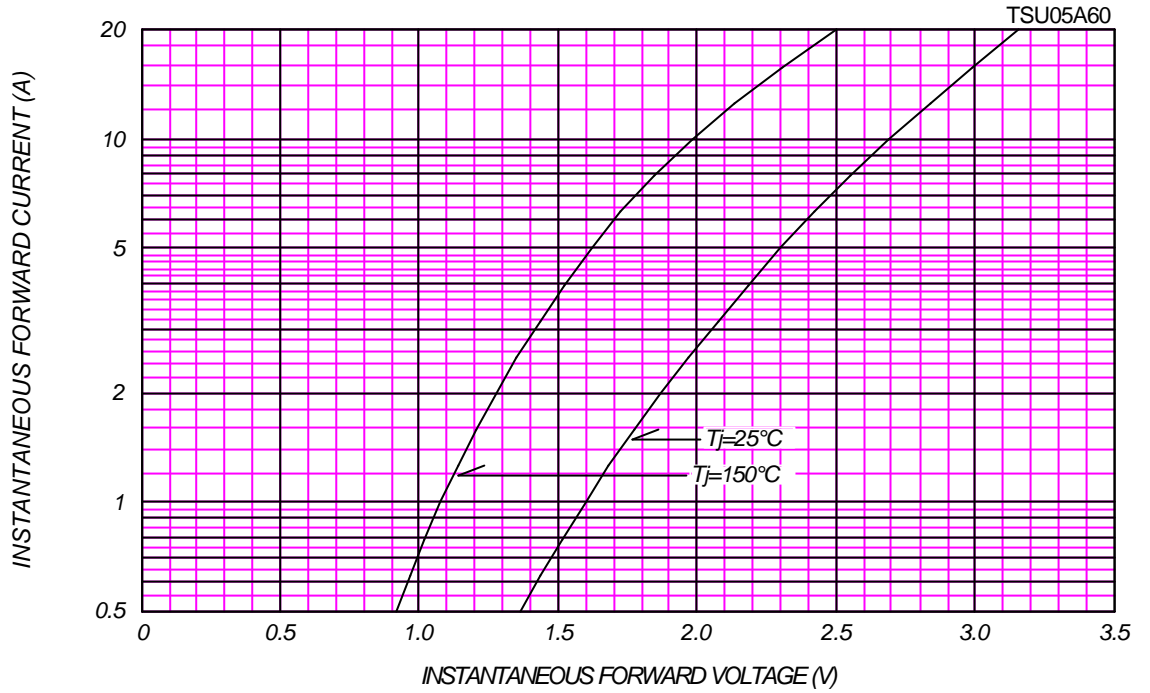
C_T_ OUTLINE DRAWING (Dimensions in mm)



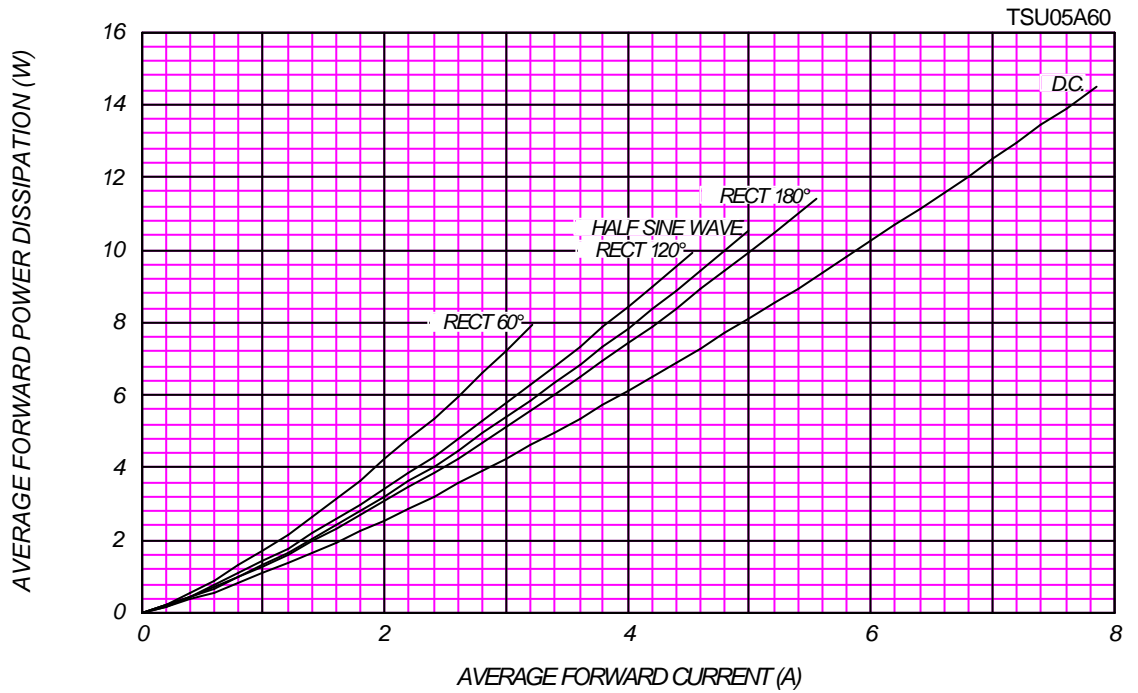
SOLDERING PAD



FORWARD CURRENT VS. VOLTAGE

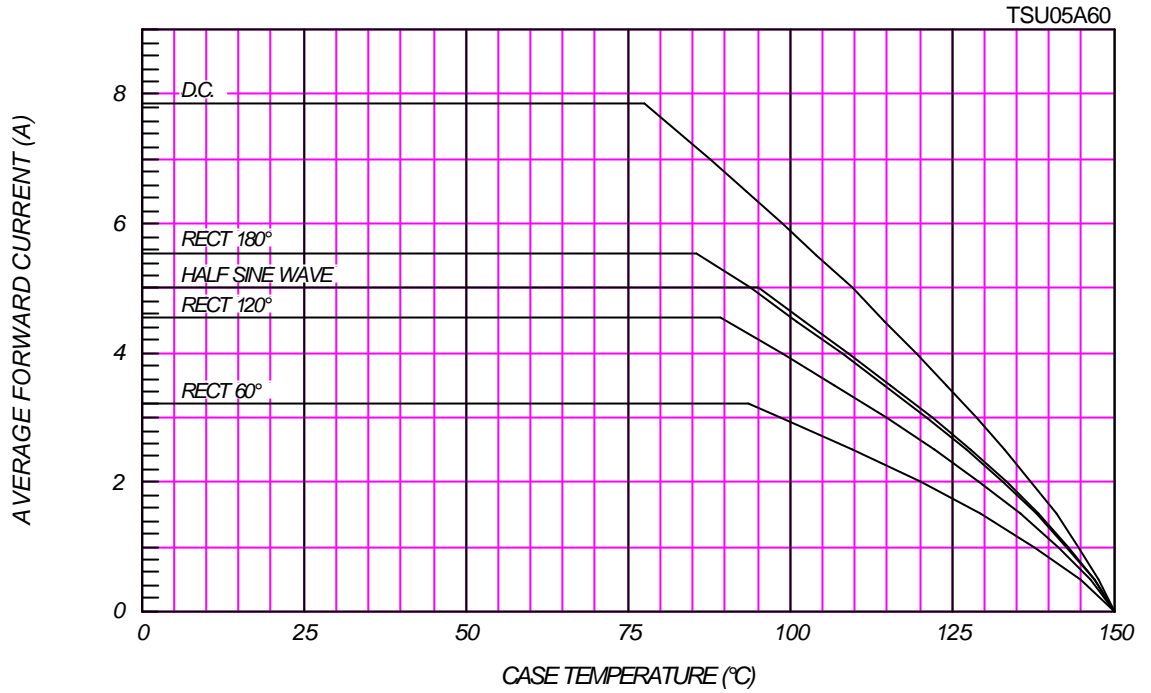


AVERAGE FORWARD POWER DISSIPATION



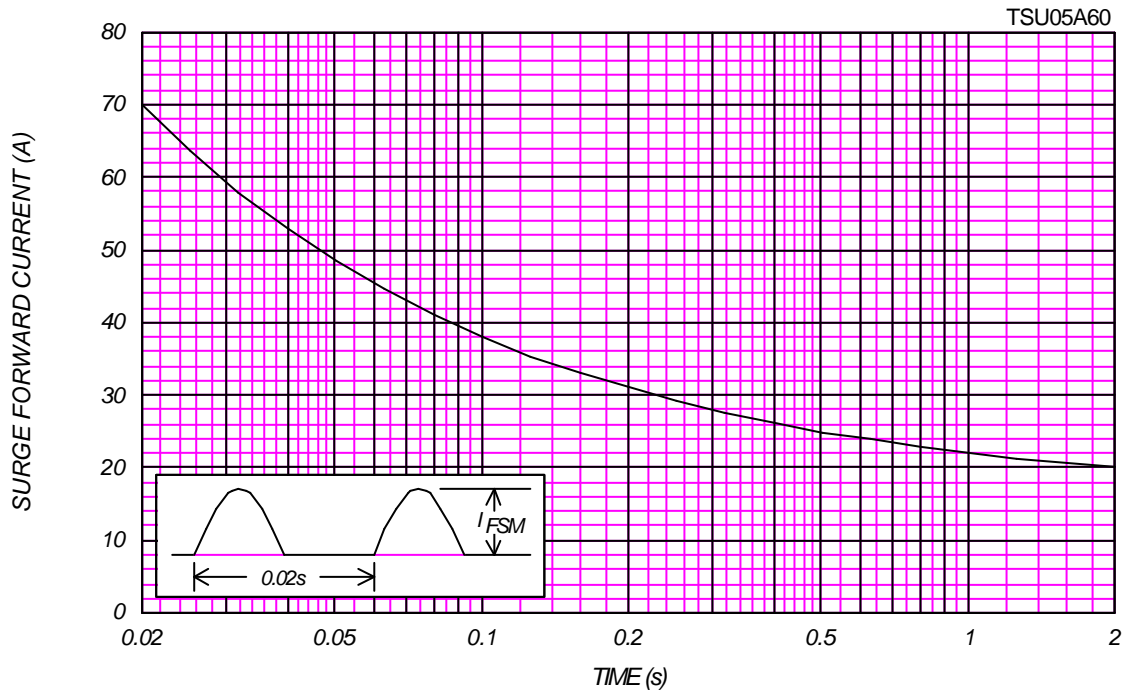


AVERAGE FORWARD CURRENT VS. CASE TEMPERATURE



SURGE CURRENT RATINGS

f=50Hz, Sine Wave, Non-Repetitive, No Load



RMS SURGE CURRENT RATINGS

Ta=40°C, Non-Repetitive, No Load

TSU05A60

