


Coaxial Low Pass Filter

DC to 80 MHz (40 dB Isolation up to 20 GHz)

NEW!
VLFX-80



CASE STYLE: FF1118
PRICE: \$ 39.95 ea. QTY (1-9)

Maximum Ratings

Operating Temperature -55°C to 100°C

Storage Temperature -55°C to 100°C

RF Power Input* 10W max. at 25°C

*Passband rating, derate linearly to 3.5W at 100°C ambient.

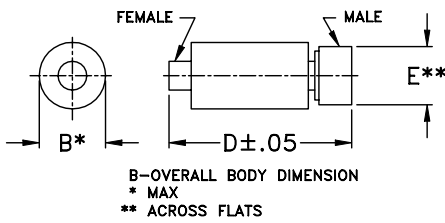
Features

- very good isolation, 40 dB up to 20 GHz
- 21 sections
- temperature stable LTCC internal structure
- patent pending
- re-entry frequency > 20 GHz
- rugged stainless steel unibody

Applications

- harmonic rejection
- transmitters/receivers
- lab use
- test instrumentation

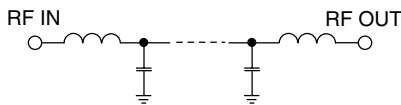
Outline Drawing



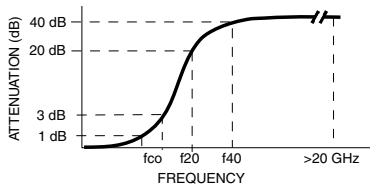
Outline Dimensions (inch/mm)

B	D	E	wt.
.39	2.67	.312	grams
9.91	67.82	7.92	17.0

Functional Schematic



Typical Frequency Response



Low Pass Filter Electrical Specifications @ 25°C

MODEL NO.	PASSBAND (MHz) (Loss < 1.2dB) Max.	fco, MHz Nom (Loss 3 dB) Typ	STOPBAND (MHz) (Loss, dB)		VSWR (:1)		NO. OF SECTIONS
			f20 Min.	f40 Typ.	Stopband Typ.	Passband Typ.	
VLFX-80	DC-80	145	195	300-20000	10	1.2	21

Typical Performance Data @ 25°C

Frequency (MHz)	Insertion Loss (dB)	VSWR (:1)
50	0.75	1.19
65	0.88	1.19
80	0.98	1.17
90	1.08	1.12
100	1.17	1.09
120	1.62	1.20
145	3.08	1.98
160	4.90	2.75
185	19.79	5.32
220	41.24	13.35
300	42.63	19.05
400	45.66	26.84
500	45.31	35.47
1000	49.28	74.28
2500	67.46	26.17
5000	64.78	66.41
7500	70.16	21.10
10000	62.34	7.22
15000	57.77	7.86
20000	50.35	15.48

