

WP7113P3C

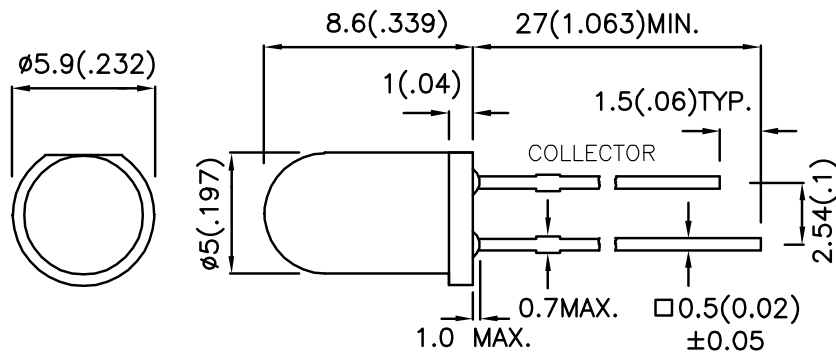
Features

- MECHANICALLY AND SPECTRALLY MATCHED TO THE WP7113 SERIES INFRARED EMITTING LED LAMP .
- WATER CLEAR LENS.
- RoHS COMPLIANT.

Description

Made with NPN silicon phototransistor chips.

Package Dimensions



Notes:

1. All dimensions are in millimeters (inches).
2. Tolerance is $\pm 0.25 (0.01)$ unless otherwise noted.
3. Lead spacing is measured where the leads emerge from the package.
4. Specifications are subject to change without notice.

Electrical / Optical Characteristics at T_A=25°C

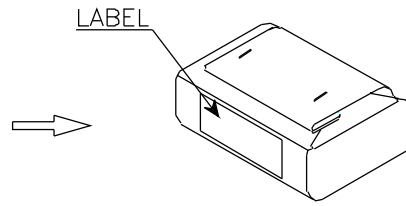
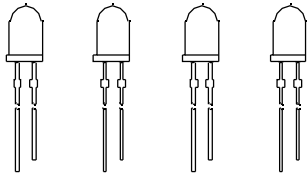
Symbol	Parameter	Min.	Typ.	Max.	Units	Test Conditions
V _{BR CEO}	Collector-to-Emitter Breakdown Voltage	30	-	-	V	I _C =100uA E _e =0mW/cm ²
V _{BR ECO}	Emitter-to-Collector Breakdown Voltage	5	-	-	V	I _E =100uA E _e =0mW/cm ²
V _{CE(SAT)}	Collector-to-Emitter Saturation Voltage	-	-	0.8	V	I _C =2mA E _e =20mW/cm ²
I _{CEO}	Collector Dark Current	-	-	100	nA	V _{CE} =10V E _e =0mW/cm ²
T _R	Rise Time (10% to 90%)	-	3	-	us	V _{CE} = 5V I _C =1mA R _L =1000Ω
T _F	Fall Time (90% to 10%)	-	3	-	us	
I _(ON)	On State Collector Current	0.1	0.5	-	mA	V _{CE} = 5V E _e =1mW/cm ² λ=940nm

Absolute Maximum Ratings at T_A=25°C


Parameter	Max.Ratings
Collector-to-Emitter Breakdown Voltage	30V
Emitter-to-Collector Breakdown Voltage	5V
Power Dissipation at (or below) 25°C Free Air Temperature	100mW
Operating Temperature Range	-40°C ~ +85°C
Storage Temperature Range	-40°C ~ +85°C
Lead Solder Temperature (>5mm for 5sec)	260°C

PACKING & LABEL SPECIFICATIONS

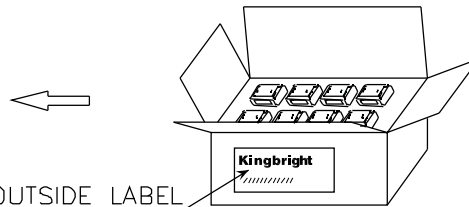
WP7113P3C




1,000PCS / BAG



36K / 9# BOX



18K / 5# BOX

Kingbright				
Q.C.	<table border="1"> <tr> <td style="text-align: center;">QC</td> </tr> <tr> <td style="text-align: center;">xxx xx xxxx</td> </tr> <tr> <td style="text-align: center;">PASSED</td> </tr> </table>	QC	xxx xx xxxx	PASSED
QC				
xxx xx xxxx				
PASSED				
TYPE NO :	WP7113XXX			
QUANTITY :	1,000 pcs			
S/N :	xxx			
CODE:	XX			
LOT NO :	 xxxxxxxxxx			
RoHS Compliant				

Date