


Si photodiode S1787 series

Plastic package photodiode with low dark current



S1787 series is a family of plastic package photodiodes that offer low dark current. Plastic package used is light-impervious, so no stray light can reach the active area from the side or backside. This allows reliable optical measurements in the visible to near infrared range, over a wide dynamic range from low light levels to high light levels.

Features

- S1787-04: For visible range
- S1787-08: For visible to IR range
- S1787-12: For visible to near IR range

Applications

- Exposure meter
- Illuminometer
- Camera auto exposure
- Stroboscope light control
- Copier
- Display light control
- Optical switch, etc.

General ratings / Absolute maximum ratings

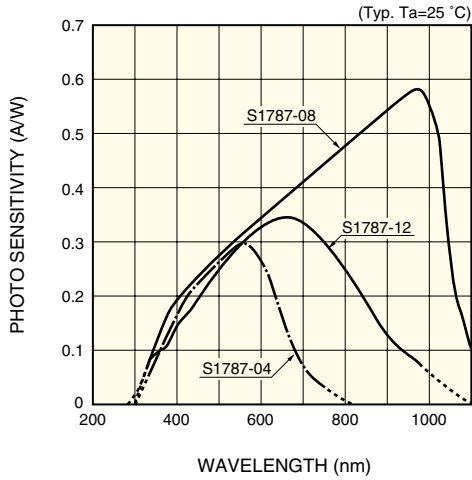
Type No.	Window material *	Active area size (mm)	Effective active area (mm ²)	Absolute maximum ratings		
				Reverse voltage V _R Max. (V)	Operating temperature T _{opr} (°C)	Storage temperature T _{stg} (°C)
S1787-04	V	2.4 × 2.8	6.6	10	-10 to +60	-20 to +70
S1787-08	R					
S1787-12	I					

* Window material R: resin coating, V: visual-compensation filter, I: infrared-cutting filter

Electrical and optical characteristics (Typ. T_a=25 °C, unless otherwise noted)

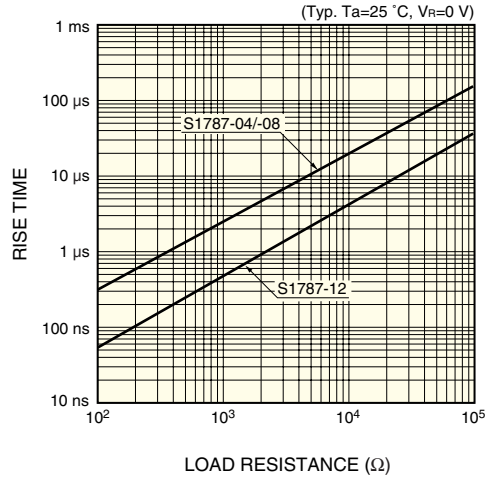
Type No.	Spectral response range λ (nm)	Peak sensitivity wavelength λ _p (nm)	Photo sensitivity S (A/W)			Infrared sensitivity ratio (%)	Short circuit current I _{sc} 100 lx (μA)	Temp. coefficient of I _{sc} (%/°C)	Dark current I _d V _R =1 V Max. (pA)	Temp. coefficient of I _d T _{CID} (times/°C)	Rise time t _r V _R =0 V R _L =1 kΩ (μs)	Terminal capacitance C _t V _R =0 V f=10 kHz (pF)	Shunt resistance R _{sh} V _R =10 mV	
			λ _p	GaP LED 560 nm	He-Ne laser 633 nm								Min. (GΩ)	Typ. (GΩ)
S1787-04	320 to 730	560	0.3	0.3	0.19	10	0.65	-0.01	10	1.12	2.5	700	10	100
S1787-08	320 to 1100	960	0.58	0.33	0.38	-	5.6	0.1	10	1.12	2.5	700	10	100
S1787-12	320 to 1000	650	0.35	0.3	0.34	-	2.3	0.1	20	1.12	0.5	200	1	10

Spectral response



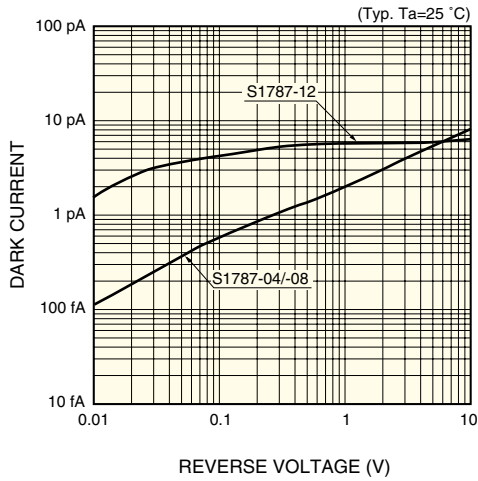
KSPDB0124EA

Rise time vs. load resistance



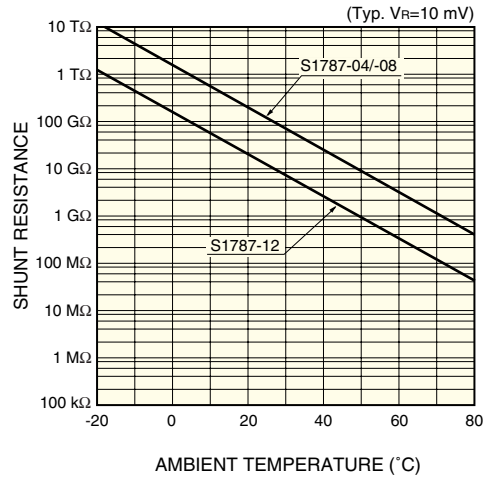
KSPDB0125EA

Dark current vs. reverse voltage



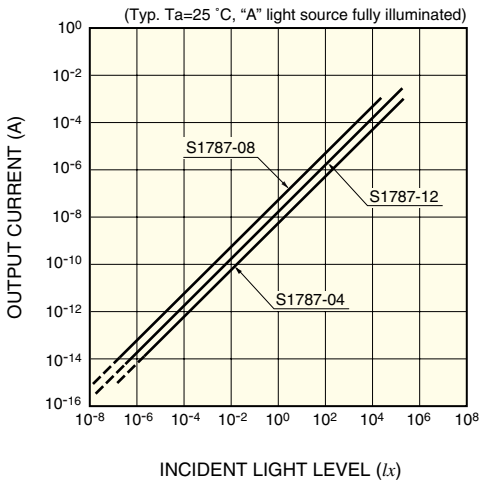
KSPDB0126EA

Shunt resistance temperature characteristics



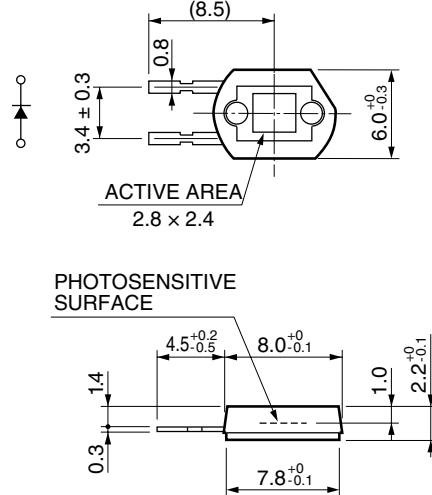
KSPDB0127EA

Short circuit current linearity



KSPDB0128EA

Dimensional outline (unit: mm, tolerance unless otherwise noted: ± 0.15)



KSPDA0056EA

HAMAMATSU Information furnished by HAMAMATSU is believed to be reliable. However, no responsibility is assumed for possible inaccuracies or omissions. Specifications are subject to change without notice. No patent rights are granted to any of the circuits described herein. ©2001 Hamamatsu Photonics K.K.

HAMAMATSU PHOTONICS K.K., Solid State Division

1126-1 Ichino-cho, Higashi-ku, Hamamatsu City, 435-8558 Japan, Telephone: (81) 53-434-3311, Fax: (81) 53-434-5184, <http://www.hamamatsu.com>

U.S.A.: Hamamatsu Corporation: 360 Foothill Road, P.O.Box 6910, Bridgewater, N.J. 08807-0910, U.S.A., Telephone: (1) 908-231-0960, Fax: (1) 908-231-1218

Germany: Hamamatsu Photonics Deutschland GmbH: Arzbergerstr. 10, D-82211 Herrsching am Ammersee, Germany, Telephone: (49) 08152-3750, Fax: (49) 08152-2658

France: Hamamatsu Photonics France S.A.R.L.: 19, Rue du Saule Trape, Parc du Moulin de Massy, 91882 Massy Cedex, France, Telephone: 33-(1) 69 53 71 00, Fax: 33-(1) 69 53 71 10

United Kingdom: Hamamatsu Photonics UK Limited: 2 Howard Court, 10 Tevin Road, Welwyn Garden City, Hertfordshire AL7 1BW, United Kingdom, Telephone: (44) 1707-294888, Fax: (44) 1707-325777

North Europe: Hamamatsu Photonics Norden AB: Smidesvägen 12, SE-171 41 Solna, Sweden, Telephone: (46) 8-509-031-00, Fax: (46) 8-509-031-01

Italy: Hamamatsu Photonics Italia S.R.L.: Strada della Moia, 1/E, 20020 Arese, (Milano), Italy, Telephone: (39) 02-935-81-733, Fax: (39) 02-935-81-741