

### PRELIMINARY SPEC

Part Number: APJKA4008RWC/A

WHITE



**ATTENTION**  
OBSERVE PRECAUTIONS  
FOR HANDLING  
ELECTROSTATIC  
DISCHARGE  
SENSITIVE  
DEVICES

### Features

- 4.0mmx0.8mm RIGHT ANGLE SMT LED, 1.4mm THICKNESS.
- LOW POWER CONSUMPTION.
- WIDE VIEWING ANGLE.
- IDEAL FOR BACKLIGHT AND INDICATOR.
- VARIOUS COLORS AND LENS TYPES AVAILABLE.
- PACKAGE : 2000PCS / REEL.
- MOISTURE SENSITIVITY LEVEL : LEVEL 4.
- ELECTROSTATIC DISCHARGE THRESHOLD (HBM):1000V.
- TYP. COLOR TEMPERATURE:6500K
- COLOR COORDINATES:X=0.31,Y=0.31 ACC. TO CIE1931(WHITE).
- OPTICAL EFFICIENCY:10.5 lm/W(TYP.)
- COLOR REPRODUCTION INDEX:80
- RoHS COMPLIANT.

### Description

The source color devices are made with InGaN on SiC Light Emitting Diode.

Static electricity and surge damage the LEDs.

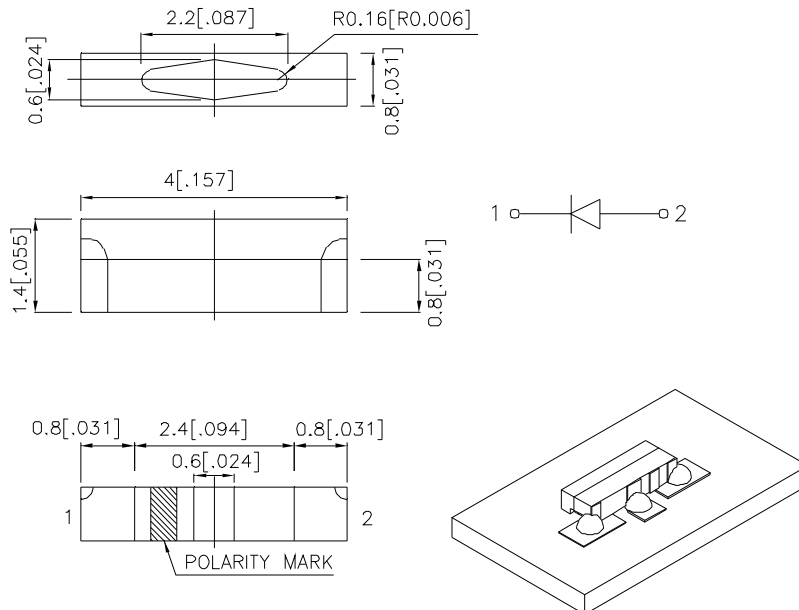
It is recommended to use a wrist band or anti-electrostatic glove when handling the LEDs.

All devices, equipment and machinery must be electrically grounded.

### Applications

- traffic signaling.
- backlighting (illuminated advertising , general lighting).
- interior and exterior automotive lighting.
- substitution of micro incandescent lamps.
- reading lamps.
- signal and symbol luminaire for orientation.
- marker lights (e.g. steps, exit ways, etc).
- decorative and entertainment lighting.
- indoor and outdoor commercial and residential architectural lighting.

### Package Dimensions



#### Notes:

1. All dimensions are in millimeters (inches).
2. Tolerance is 0.2(0.008") unless otherwise noted.
3. Specifications are subject to change without notice.
4. The device has a single mounting surface. The device must be mounted according to the specifications.



## Selection Guide

Part No.	Dice	Lens Type	Luminous Intensity <sup>Note2</sup> Iv(mcd) @ 20 mA		$\Phi v$ (mlm) <sup>Note3</sup> @ 20 mA	Viewing Angle <sup>Note1</sup>
			Min.	Typ.	Typ.	2 $\theta$ 1/2
APJKA4008RWC/A	WHITE (InGaN)	WATER CLEAR	70	180	700	90°

## Absolute Maximum Ratings at TA=25°C

Parameter	Symbol	Value	Unit
Power dissipation	Pt	114	mW
Reverse Voltage	VR	5	V
Junction temperature	TJ	110	°C
Operating Temperature	Top	-40 To +85	°C
Storage Temperature	Tstg	-40 To +100	°C
DC Forward Current	IF	30	mA
Peak Forward Current <sup>Note4</sup>	IFM	100	mA
Thermal resistance Junction/ambient <sup>Note5</sup> Junction/solder point	Rth JA Rth JS	400 160	°C/W °C/W

### Notes:

1. $\theta$ 1/2 is the angle from optical centerline where the luminous intensity is 1/2 the optical centerline value.
- 2.Luminous intensity is measured by a current pulse of 10ms at a tolerance of  $\pm 15\%$ .
- 3.The typical data of Luminous Flux can only reflect statistical figures, actual parameters of individual product could differ from the typical data. For the purpose of product enhancement, the typical data is subject to change without prior notice.
- 4.1/10 Duty Cycle, 0.1ms Pulse Width.
- 5.Rth(J-A) Results from mounting on PC board FR4 (pad size $\geq 16$  mm<sup>2</sup> per pad),

## Electrical / Optical Characteristics at TA=25°C

Parameter	Symbol	Value	Unit
Chromaticity coordinate x acc.to CIE1931 IF=20mA [Typ.]	X <sup>Note1</sup>	0.31	-
Chromaticity coordinate y acc.to CIE1931 IF=20mA [Typ.]	Y <sup>Note1</sup>	0.31	-
Forward Voltage IF=20mA [Min.]	VF <sup>Note2</sup>	2.7	V
Forward Voltage IF=20mA [Typ.]		3.3	
Forward Voltage IF=20mA [Max.]		3.8	
Reverse Current (VR=5V) [Typ.]	IR	0.01	$\mu$ A
Reverse Current (VR=5V) [Max.]		10	
Temperature coefficient of x IF=20mA, -10°C $\leq$ T $\leq$ 100°C [Typ.]	TCx	-0.1	10 <sup>-3</sup> /°C
Temperature coefficient of y IF=20mA, -10°C $\leq$ T $\leq$ 100°C [Typ.]	TCy	-0.2	10 <sup>-3</sup> /°C
Temperature coefficient of VF IF=20mA, -10°C $\leq$ T $\leq$ 100°C [Typ.]	TCv	-2.5	mV/°C

### Notes:

- 1.Chromaticity coordinates are measured by a current pulse of 20ms with a tolerance of  $\pm 0.01$  in X and Y color coordinates.
- 2.Forward voltage is measured with a current pulse of 10ms at a tolerance of  $\pm 0.1V$ .

## Brightness codes

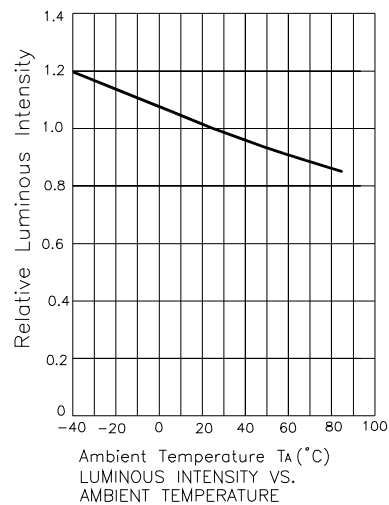
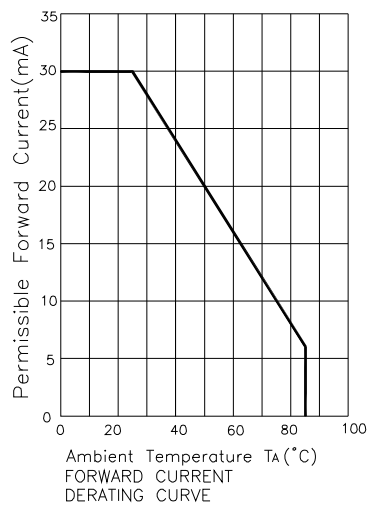
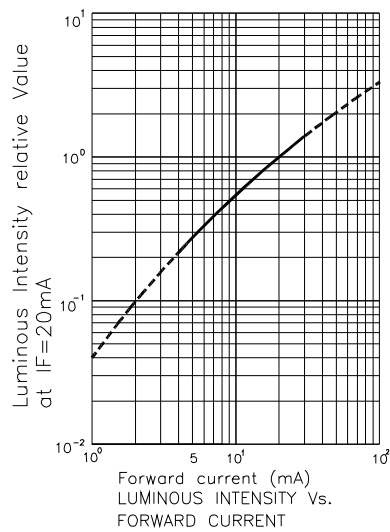
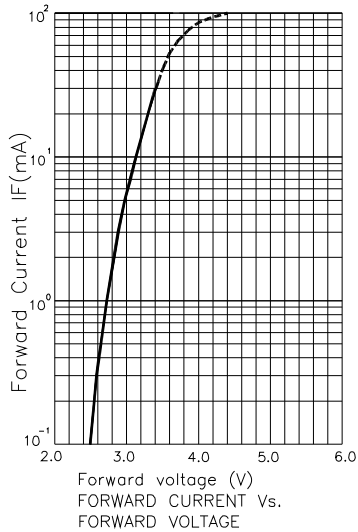
luminous Intensity <sup>Note1</sup> Iv(mcd) @ 20 mA			$\Phi_v$ (mlm) <sup>Note2</sup> @ 20 mA
Code.	Min.	Max.	Typ.
M	70	130	300
N	110	220	480
P	180	320	710
Q	280	420	960

**Notes:**

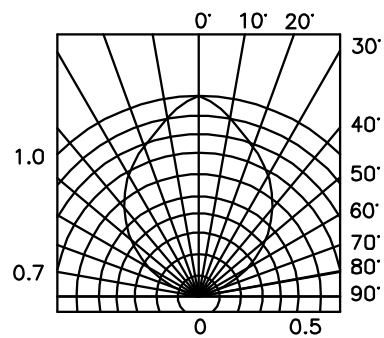
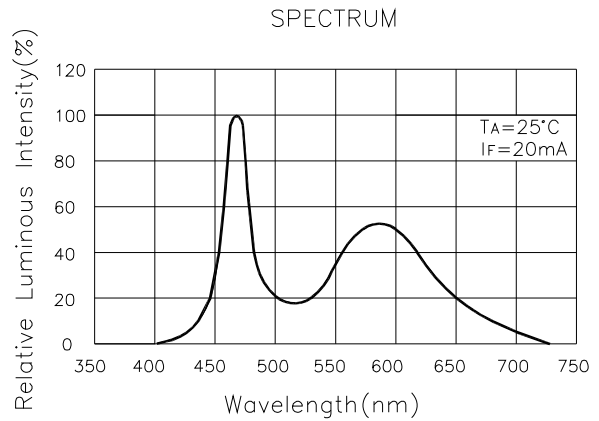
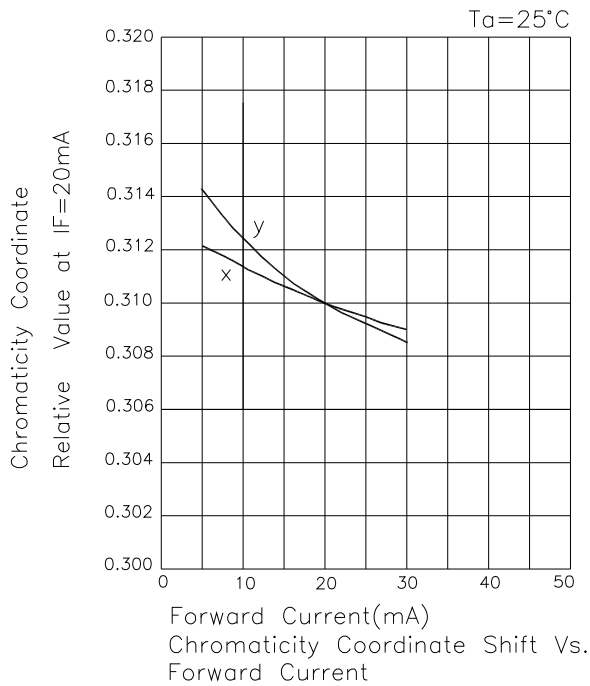
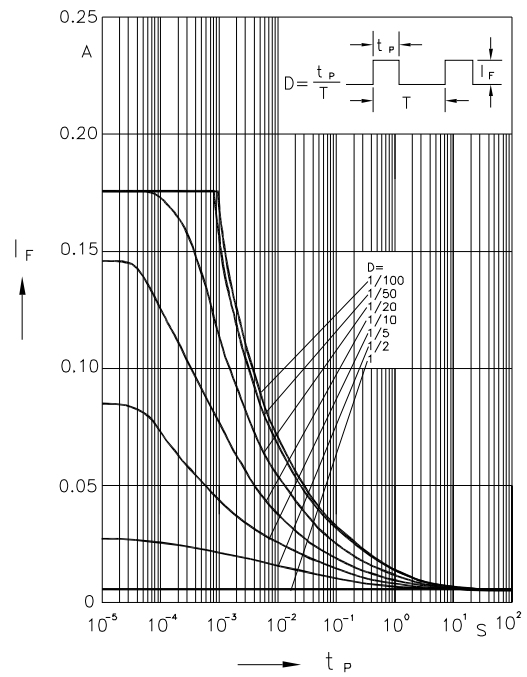
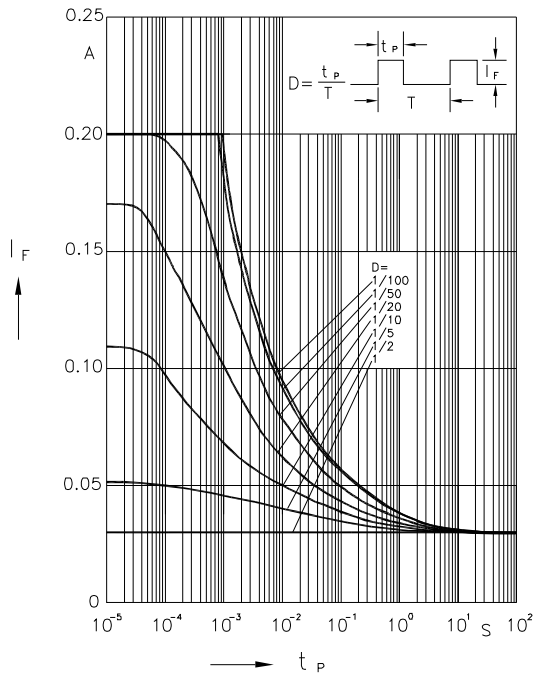
- 1.Luminous intensity is measured by a current pulse of 10ms at a tolerance of  $\pm 15\%$ .
- 2.The typical data of Luminous Flux can only reflect statistical figures, actual parameters of individual product could differ from the typical data. For the purpose of product enhancement, the typical data is subject to change without prior notice.

## White

### APJKA4008RWC/A

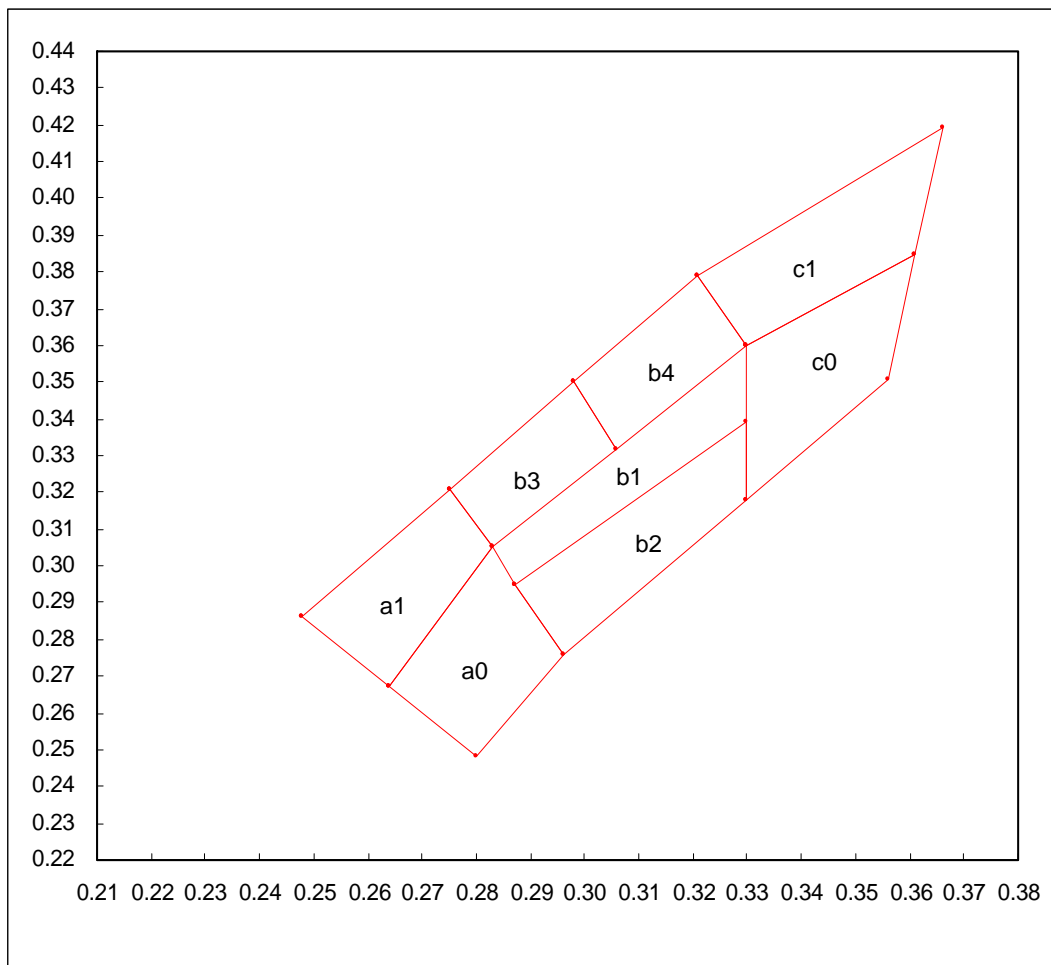


## APJKA4008RWC/A



## Color Codes

### White CIE



a0				
X	0.264	0.283	0.296	0.280
Y	0.267	0.305	0.276	0.248
Reference CCT: 14000~9000k				

a1				
X	0.248	0.275	0.283	0.264
Y	0.286	0.321	0.305	0.267
Reference CCT: 14000~9000k				

b1				
X	0.283	0.330	0.330	0.287
Y	0.305	0.360	0.339	0.295
Reference CCT: 9000~5600k				

b2				
X	0.287	0.330	0.330	0.296
Y	0.295	0.339	0.318	0.276
Reference CCT: 9000~5600k				

b3				
X	0.275	0.298	0.306	0.283
Y	0.321	0.350	0.332	0.305
Reference CCT: 9000~7000k				

b4				
X	0.298	0.321	0.330	0.306
Y	0.350	0.379	0.360	0.332
Reference CCT: 7600~5600k				

c0				
X	0.330	0.361	0.356	0.330
Y	0.360	0.385	0.351	0.318
Reference CCT: 5600~4600k				

c1				
X	0.321	0.366	0.361	0.330
Y	0.379	0.419	0.385	0.360
Reference CCT: 6000~4600k				



