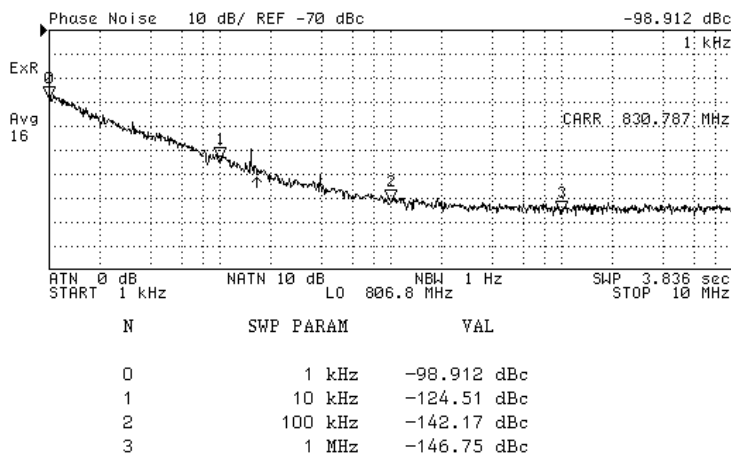


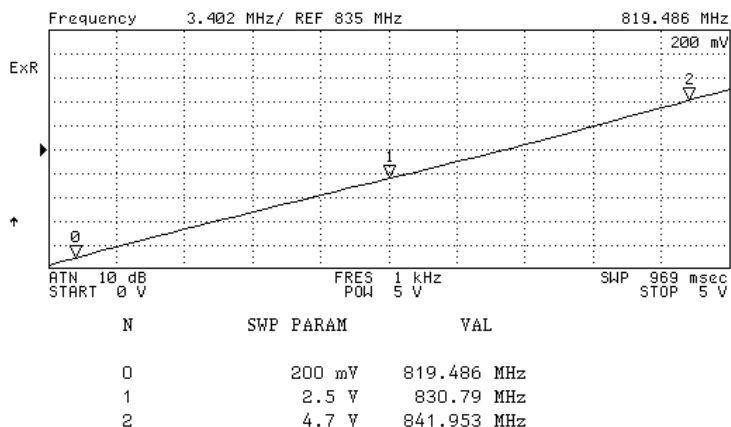


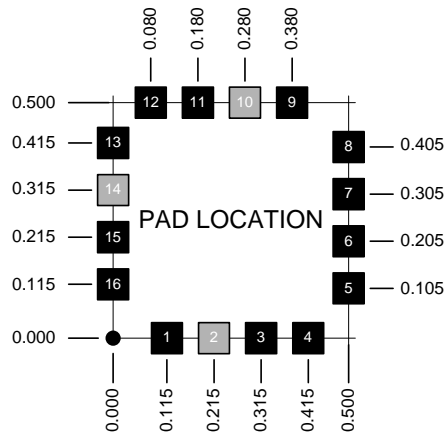
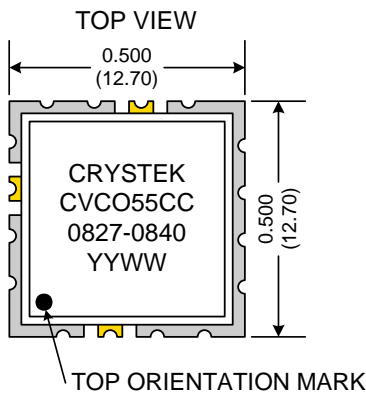
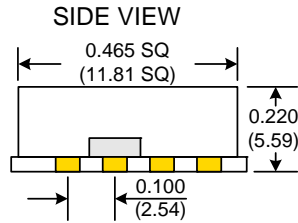
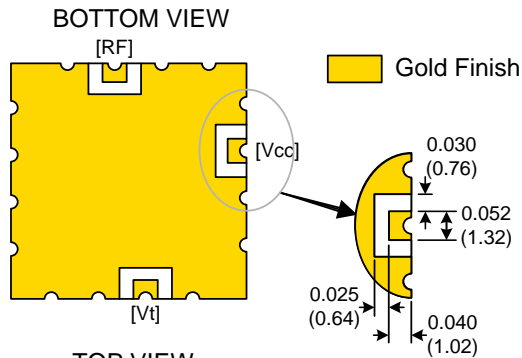
PERFORMANCE SPECIFICATION	MIN	TYP	MAX	UNITS
Lower Frequency:			827	MHz
Upper Frequency:	840			MHz
Tuning Voltage:	0.2		4.7	VDC
Supply Voltage:	4.75	5.0	5.25	VDC
Output Power:	-8.0	-6.5	-5.0	dBm
Supply Current:		30	35	mA
Harmonic Suppression (2 nd Harmonic):		-18	-15	dBc
Pushing:		0.05	0.1	MHz/V
Pulling, all Phases:		0.05	0.1	MHz pk-pk
Tuning Sensitivity:		5		MHz/V
Phase Noise @ 10kHz offset:		-124	-120	dBc/Hz
Phase Noise @ 100kHz offset:		-142	-140	dBc/Hz
Load Impedance:		50		Ω
Input Capacitance:			47	pF
Operating Temperature Range:	-30		+70	$^{\circ}$ C
Storage Temperature Range:	-45		+90	$^{\circ}$ C

Phase Noise
(1 Hz BW, Typical)



Tuning Curve
(Typical)

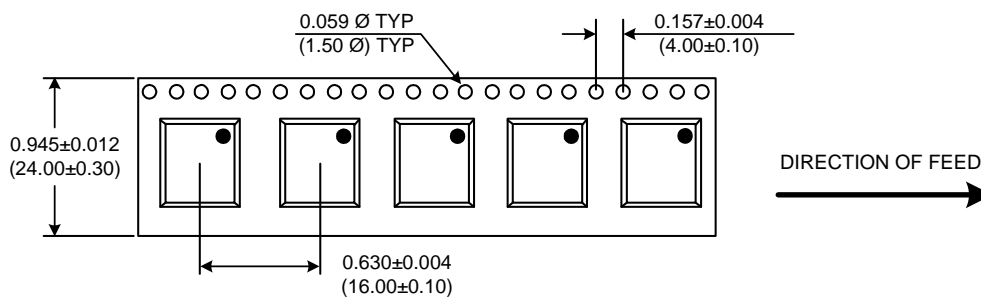




Pad	Connection
2	Vt
10	RF-OUTPUT
14	Vcc
Others	GROUND

- Unless otherwise specified, Dimensions are in: $\frac{IN}{(mm)}$
- Pad Location Dimensions are in: Inches

TAPE AND REEL



Drawing not to scale

Product Control:

Crystek Part Number:	CVCO55CC-0827-0840	Release Date:	21-Feb-08
Revision Level:	B	Responsible:	C. Vales

Specification is subject to change without notice

Page 2 of 2