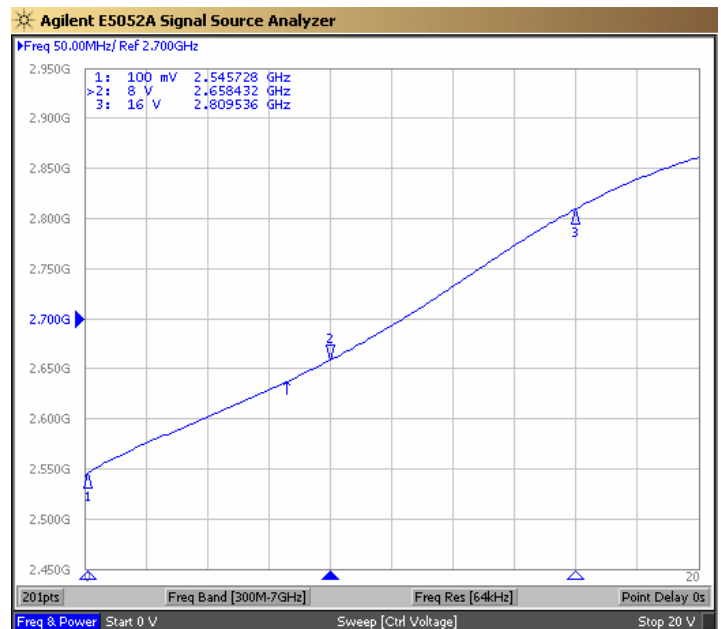
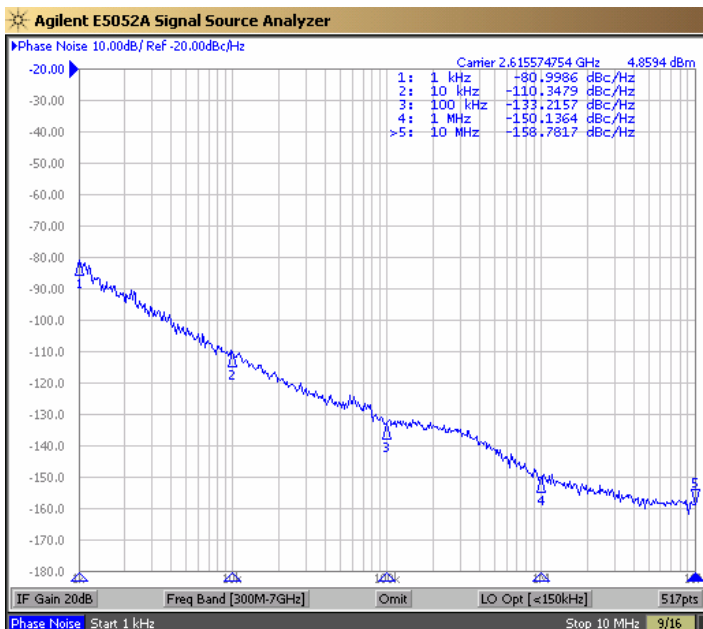




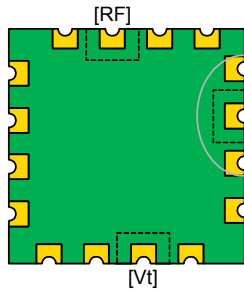
PERFORMANCE SPECIFICATION	MIN	TYP	MAX	UNITS
Lower Frequency:			2567	MHz
Upper Frequency:	2741			MHz
Tuning Voltage:	0.1		16	VDC
Supply Voltage:	7.6	8.0	8.4	VDC
Output Power:	+3.0	+5.0	+7.0	dBm
Supply Current:		25	35	mA
Harmonic Suppression (2 nd Harmonic):		-15	-10	dBc
Pushing:		0.5	1.0	MHz/V
Pulling, all Phases:		3.0	5.0	MHz pk-pk
Tuning Sensitivity:		20		MHz/V
Phase Noise @ 10kHz offset:		-108	-105	dBc/Hz
Phase Noise @ 100kHz offset:		-133	-130	dBc/Hz
Load Impedance:		50		Ω
Input Capacitance:			22	pF
Operating Temperature Range:	-40		+85	$^{\circ}$ C
Storage Temperature Range:	-45		+90	$^{\circ}$ C

Phase Noise (1 Hz BW, Typical)

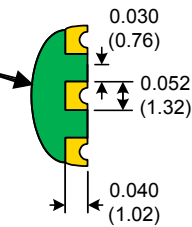
Tuning Curve (Typical)



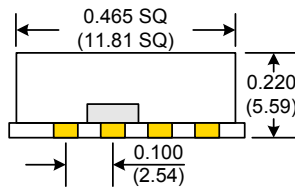
BOTTOM VIEW



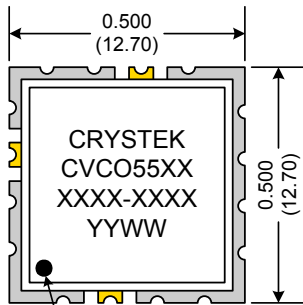
Gold Finish
Solder Mask



SIDE VIEW

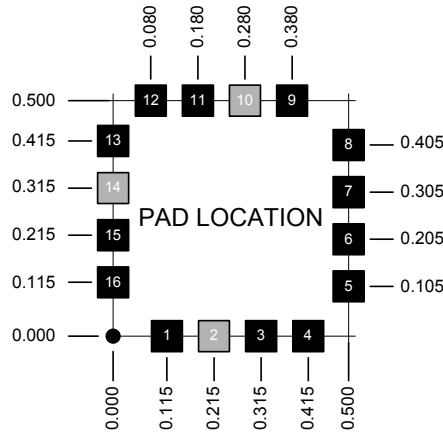


TOP VIEW



TOP ORIENTATION MARK

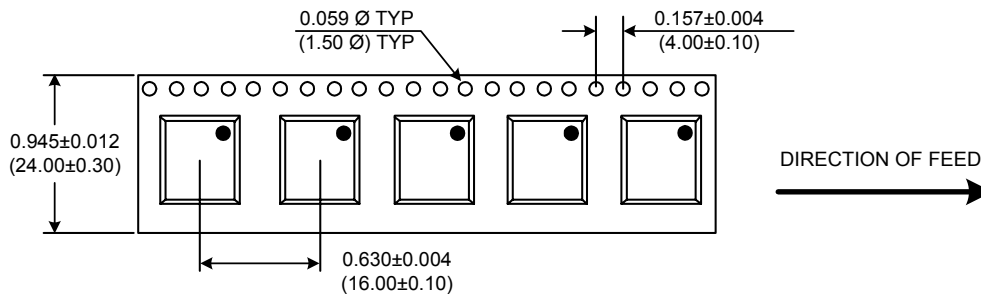
CRYSTEK
CVCO55XX
XXXX-XXXX
YYWW



Pad	Connection
2	Vt
10	RF-OUTPUT
14	Vcc
Others	GROUND

- Unless otherwise specified, Dimensions are in: IN (mm)
- Pad Location Dimensions are in: Inches

TAPE AND REEL



Drawing not to scale

Product Control:

Crystek Part Number:	CVCO55CC-2567-2741	Release Date:	15-Feb-08
Revision Level:	A	Responsible:	C. Vales

Specification is subject to change without notice

Page 2 of 2