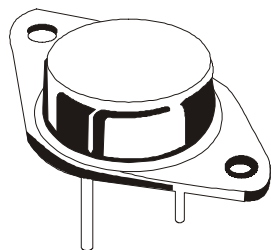


SILICON PLANAR POWER TRANSISTORS



2N3055 NPN
MJ2955 PNP

TO-3
Metal Can Package

General Purpose Switching and Amplifier Applications

ABSOLUTE MAXIMUM RATINGS


DESCRIPTION	SYMBOL	VALUE	UNITS
Collector Base Voltage	V_{CBO}	100	V
Collector Emitter Voltage	V_{CEO}	60	V
Collector Emitter Voltage ($R_{BE}=100\Omega$)	V_{CER}	70	V
Emitter Base Voltage	V_{EBO}	7	V
Collector Current Continuous	I_C	15	A
Base Current	I_B	7	A
Power Dissipation @ $T_c=25^\circ\text{C}$	P_{tot}	115	W
Derate Above 25°C		0.657	W/ $^\circ\text{C}$
Operating And Storage Junction Temperature Range	T_j, T_{stg}	- 65 to +200	$^\circ\text{C}$

THERMAL RESISTANCE

Junction to Case	$R_{th(j-c)}$	1.52	$^\circ\text{C/W}$
------------------	---------------	------	--------------------

ELECTRICAL CHARACTERISTICS ($T_c=25^\circ\text{C}$ unless specified otherwise)

DESCRIPTION	SYMBOL	TEST CONDITION	MIN	MAX	UNITS
Collector Emitter Sustaining Voltage	$V_{CEO(sus)}^*$	$I_C=200\text{mA}, I_B=0$	60		V
Collector Emitter Sustaining Voltage	$V_{CER(sus)}^*$	$I_C=200\text{mA}, R_{BE}=100\Omega$	70		V
Collector Cut Off Current	I_{CEX}	$V_{CE}=100\text{V}, V_{BE}=(\text{off})=1.5\text{V}$ $T_c=150^\circ\text{C}$ $V_{CE}=100\text{V}, V_{BE}=(\text{off})=1.5\text{V}$		1.0 5.0	mA
Collector Cut Off Current	I_{CEO}	$V_{CE}=30\text{V}, I_B=0$		0.7	mA
Emitter Cut Off Current	I_{EBO}	$V_{BE}=7\text{V}, I_C=0$		5.0	mA
Collector Emitter Saturation Voltage	$V_{CE(\text{Sat})}^*$	$I_C=4\text{A}, I_B=400\text{mA}$ $I_C=10\text{A}, I_B=3.3\text{A}$		1.1 3.0	V
Base Emitter on Voltage	$V_{BE(\text{on})}^*$	$I_C=4\text{A}, V_{CE}=4\text{V}$		1.5	V
DC Current Gain	h_{FE}^*	$I_C=4\text{A}, V_{CE}=4\text{V}$ $I_C=10\text{A}, V_{CE}=4\text{V}$	20 5	70	

SILICON PLANAR POWER TRANSISTOR**2N3055 NPN****MJ2955 PNP****TO-3
Metal Can Package****ELECTRICAL CHARACTERISTICS (T_c=25°C unless specified otherwise)****Second Breakdown**

DESCRIPTION	SYMBOL	TEST CONDITION	MIN	MAX	UNITS
Second Breakdown Collector Current with Base Forward Biased	$I_{S/b}$	$V_{CE}=40V, t=1.0 \text{ s, Nonrepetitive}$	2.87		A

Dynamic Characteristics

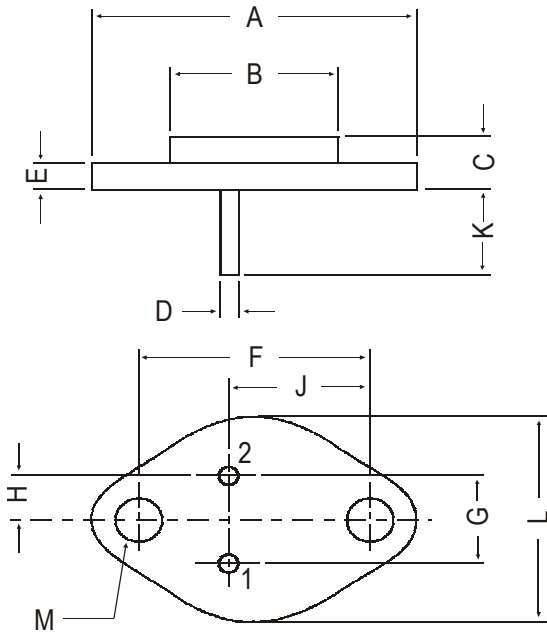
Current Gain - Bandwidth Product	f_T	$I_C=0.5A, V_{CE}=10V, f=1MHz$	2.5		MHz
Small Signal Current Gain	h_{fe}	$I_C=1A, V_{CE}=4V, f=1KHz$	15	120	
Small Signal Current Gain Cutoff Frequency	$f_{h_{fe}}$	$I_C=1A, V_{CE}=4V, f=1KHz$	10		KHz

*Pulse Test: Pulse Width $\leq 300\mu s$, Duty Cycle $\leq 2\%$

2N3055 NPN
MJ2955 PNP

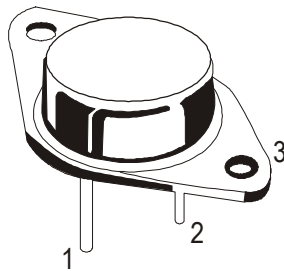
TO-3
Metal Can Package

TO-3 Metal Can Package



DIM	MIN.	MAX.
A	—	39.37
B	—	22.22
C	6.35	8.50
D	0.96	1.09
E	—	1.77
F	29.90	30.40
G	10.69	11.18
H	5.20	5.72
J	16.64	17.15
K	11.15	12.25
L	—	26.67
M	3.84	4.19

All dimensions in mm.



PIN CONFIGURATION
1. BASE
2. EMITTER
3. COLLECTOR

Packing Detail

PACKAGE	STANDARD PACK		INNER CARTON BOX		OUTER CARTON BOX		
	Details	Net Weight/Qty	Size	Qty	Size	Qty	Gr Wt
TO-3	100 pcs/pkt	1.3 kg/100 pcs	12.5" x 8" x 1.8"	0.1K	17" x 11.5" x 21"	2K	27.5 kgs