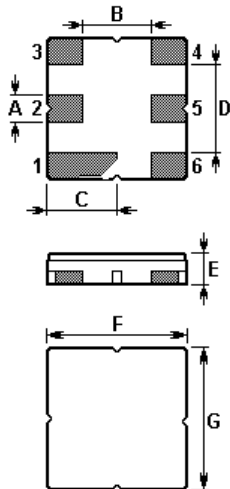


The **ACTF9027/1842.5/DCC6C** is a low-loss, compact, and economical surface-acoustic-wave (SAW) RF filter in a surface-mount ceramic **DCC6C** case for mobile telephone PCN system.

1.Package Dimensions (DCC6C)

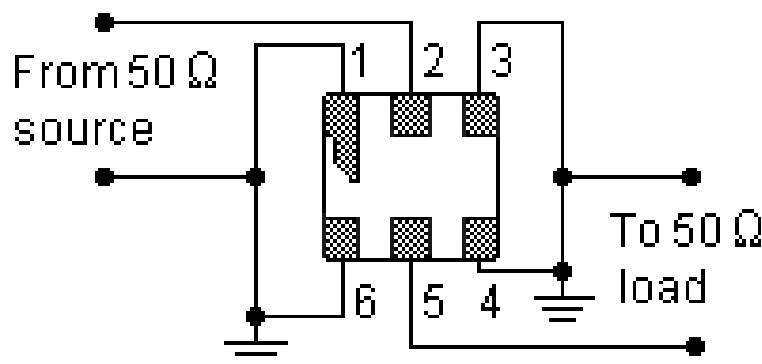


2.

Pin	Configuration
2	Input / Output
5	Output / Input
1,3,4,6	Case Ground

Sign	Data (unit: mm)	Sign	Data (unit: mm)
A	0.6	E	1.1
B	1.5	F	3.0
C	1.5	G	3.0
D	1.8		

3.Test Circuit



In keeping with our ongoing policy of product evolution and improvement, the above specification is subject to change without notice.

ISO9001: 2000 Registered - Registration number 6830/2

For quotations or further information please contact us at:

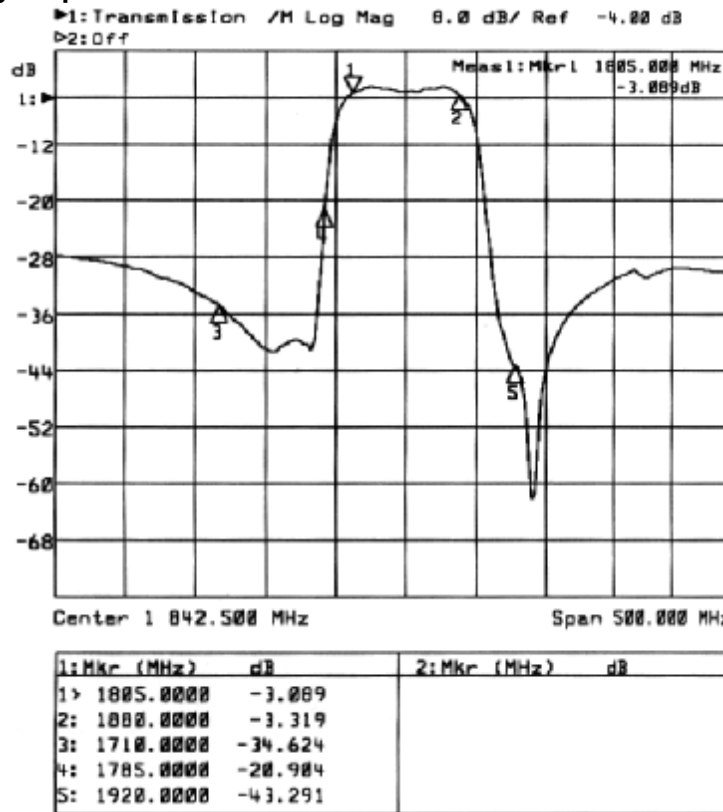
3 The Business Centre, Molly Millars Lane, Wokingham, Berks, RG41 2EY, UK

<http://www.actcrystals.com>

Issue : 1 C1

Date : SFPT 04

4. Typical frequency response



5. Performance

5-1. Maximum Ratings

Rating	Value	Unit
Input Power Level	10	dBm
DC Voltage	5	V
Storage Temperature Range	-40 to +85	°C
Operating Temperature Range	-10 to +65	°C

In keeping with our ongoing policy of product evolution and improvement, the above specification is subject to change without notice.

ISO9001: 2000 Registered - Registration number 6830/2

For quotations or further information please contact us at:

3 The Business Centre, Molly Millars Lane, Wokingham, Berks, RG41 2EY, UK

<http://www.actcrystals.com>

Issue : 1 C1

Date : SEPT 04

5-2.Electronic Characteristics

Characteristic	Minimum	Typical	Maximum	Unit
Centre Frequency f_c	--	1842.50	--	MHz
Insertion Loss 1805 1880 MHz IL	--	3.5	5.0	dB
Absolute Attenuation α				
DC 1500 MHz	20	22	--	dB
1600 1710 MHz	22	25	--	dB
1710 1785 MHz	10	20	--	dB
1920 2400 MHz	24	27	--	dB
3610.... 3760 MHz	20	25	--	dB
5415 5640 MHz	10	15	--	dB
Amplitude Ripple (p-p) $\Delta \alpha$ 1805 1880 MHz	--	1.8	2.5	dB
Input / Output Impedance (Nominal)	50			Ω

i CAUTION: Electrostatic Sensitive Device. Observe precautions for handling!

1. The frequency f_c is defined as the midpoint between the 3dB frequencies.
2. Unless noted otherwise, all measurements are made with the filter installed in the specified test fixture that is connected to a 50 Ω test system with VSWR \leq 1.2:1. The test fixture L and C are adjusted for minimum insertion loss at the filter centre frequency, f_c . Note that insertion loss, bandwidth, and passband shape are dependent on the impedance matching component values and quality.
3. Unless noted otherwise, specifications apply over the entire specified operating temperature range.
4. The specifications of this device are based on the test circuit shown above and subject to change or obsolescence without notice.
5. All equipment designs utilizing this product must be approved by the appropriate government agency prior to manufacture or sale.
6. Our liability is only assumed for the Surface Acoustic Wave (SAW) component(s) per se, not for applications, processes and circuits implemented within components or assemblies.

In keeping with our ongoing policy of product evolution and improvement, the above specification is subject to change without notice.

ISO9001: 2000 Registered - Registration number 6830/2

For quotations or further information please contact us at:

3 The Business Centre, Molly Millars Lane, Wokingham, Berks, RG41 2EY, UK

<http://www.actcrystals.com>

Issue : 1 C1

Date : SEPT 04