


**1500W Low Capacitance Transient Voltage Suppressor**

**Features**

- Stand-off voltage from 6.5 to 90 volts
- Low Capacitance
- 1500W Peak Pulse Power capability on 10/1000  $\mu$ s waveform repetition rate(duty cycle): 0.05%
- Fast response time: typically less than 1.0ps from 0v to VBR
- High temperature soldering guaranteed 265°C/10 seconds  
/.037" (9.5mm) lead length, 5lbs (2.3kg),tension
- This series is UL recognized under component index. File number E315008
- RoHS Compliant



**Mechanical Data**

<b>Case:</b>	1.5KE, Molded plastic
<b>Terminals:</b>	Plated axial leads, solderable per MIL-STD-750, Method 2026
<b>Polarity:</b>	Cathode indicated by color band
<b>Weight:</b>	1.5 gram

**Maximum Ratings** ( $T_{Ambient}=25^{\circ}C$  unless noted otherwise)

Symbol	Description	Value	Unit
<b>V<sub>WM</sub></b>	Stand-Off Voltage	6.5 to 90	V
<b>PPM</b>	Peak Pulse Power Dissipation on 10/1000 $\mu$ s waveform(Note 1)	Minimum 1500	W
<b>IPPM</b>	Peak Pulse current on 10/1000 $\mu$ s waveform(Note 1)	See Table	A
<b>C<sub>J</sub></b>	Max. Junction Capacitance at 0V	100	pf
<b>T<sub>J</sub>,T<sub>STG</sub></b>	Operating Junction and Storage Temperature Range	-55 to 175	$^{\circ}C$

**Notes:** (1) Non-repetitive current pulse, per Fig.3 and derated above  $T_A = 25^{\circ}C$  per Fig. 2

# 1500W Low Capacitance Transient Voltage Suppressor

## LCE6.5A - LCE90A

### Electrical Characteristics ( $T_{Ambient}=25^{\circ}C$ unless noted otherwise)

P/N	Stand-Off Voltage	Breakdown Voltage @ $I_T$			Max. Clamping Voltage. @ $I_{PPM}$	Max. Peak Pulse Current	Max. Reverse Leakage Current @ $V_{WM}$
		$V_{BR}$		$I_T$ (mA)			
Uni-Polar	$V_{WM}$ (V)	Min.	Max.			$V_C$ (V)	$I_{PPM}$ (A) (Note1)
LCE6.5A	6.5	7.22	7.98	10	11.2	100	1000
LCE7.0A	7.0	7.78	8.60	10	12.0	100	500
LCE7.5A	7.5	8.33	9.21	10	12.9	100	100
LCE8.0A	8.0	8.89	9.83	1	13.6	100	100
LCE8.5A	8.5	9.44	10.4		14.4	100	50
LCE9.0A	9.0	10.0	11.1		15.4	97.0	10
LCE10A	10.0	11.1	12.3		17.0	88.0	5.0
LCE11A	11.0	12.2	13.5		18.2	82.0	5.0
LCE12A	12.0	13.3	14.7		19.9	75.0	5.0
LCE13A	13.0	14.4	15.9		21.5	70.0	5.0
LCE14A	14.0	15.6	17.2		23.2	65.0	5.0
LCE15A	15.0	16.7	18.5		24.4	61.0	5.0
LCE16A	16.0	17.8	19.7		26.0	57.0	5.0
LCE17A	17.0	18.9	20.9		27.6	54.0	5.0
LCE18A	18.0	20.0	22.1		29.2	51.0	5.0
LCE20A	20.0	22.2	24.5		32.4	46.0	5.0
LCE22A	22.0	24.4	26.9		35.5	42.0	5.0
LCE24A	24.0	26.7	29.5		38.9	39.0	5.0
LCE26A	26.0	28.9	31.9		42.1	36.0	5.0
LCE28A	28.0	31.1	34.4		45.5	33.0	5.0
LCE30A	30.0	33.3	36.8		48.4	31.0	5.0
LCE33A	33.0	36.7	40.6		53.3	28.1	5.0
LCE36A	36.0	40.0	44.2		58.1	25.8	5.0
LCE40A	40.0	44.4	49.1	64.5	23.3	5.0	
LCE43A	43.0	47.8	52.8	69.4	21.6	5.0	
LCE45A	45.0	50.0	55.3	72.7	20.6	5.0	

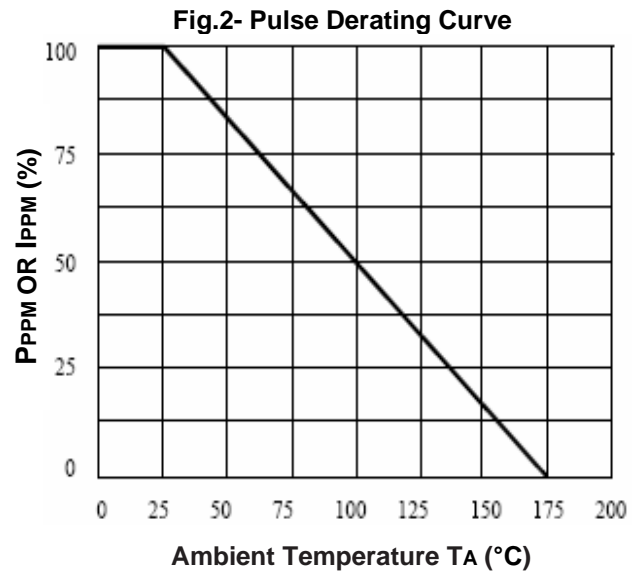
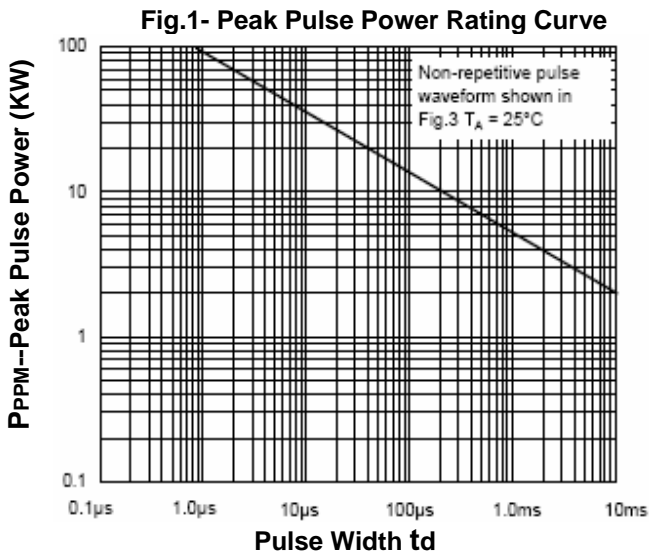
# 1500W Low Capacitance Transient Voltage Suppressor

## LCE6.5A - LCE90A

P/N	Stand-Off Voltage	Breakdown Voltage @ $I_T$		Max. Clamping Voltage. @ IPPM	Max. Peak Pulse Current	Max. Reverse Leakage Current @ $V_{WM}$	
		$V_{BR}$					
Uni-Polar	$V_{WM}$ (V)	Min.	Max.	$I_T$ (mA)	$V_C$ (V)	IPP (A) (Note1)	$I_D$ ( $\mu A$ ) (Note1)
LCE48A	48.0	53.3	58.9	1	77.4	19.4	5.0
LCE51A	51.0	56.7	62.7		82.4	18.2	5.0
LCE54A	54.0	60.0	66.3		87.1	17.2	5.0
LCE58A	58.0	64.4	71.2		93.6	16.0	5.0
LCE60A	60.0	66.7	73.7		96.8	15.5	5.0
LCE64A	64.0	71.1	78.6		103	14.6	5.0

**Note:** 1. Surge current waveform per Fig. 3 and derate per Fig. 2

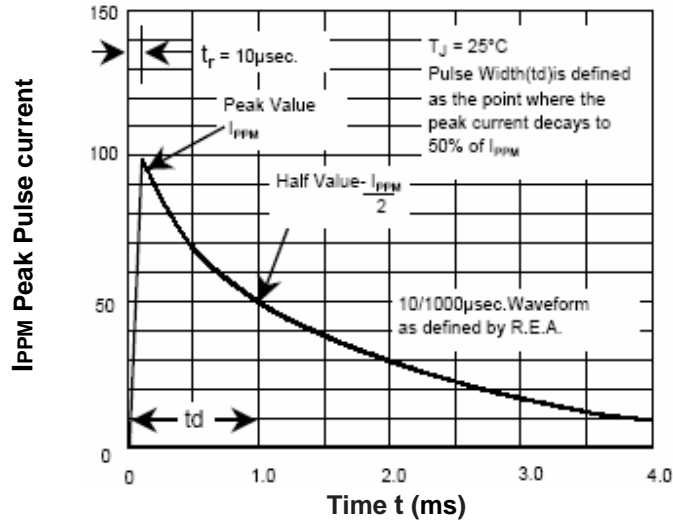
### Typical Characteristics Curves



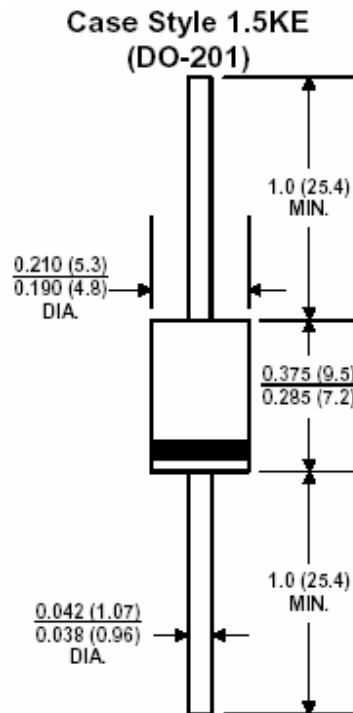
# 1500W Low Capacitance Transient Voltage Suppressor

## LCE6.5A - LCE90A

Fig.3- Pulse Waveform



### Dimensions: Inch (mm)



# 1500W Low Capacitance Transient Voltage Suppressor

---

LCE6.5A - LCE90A

## How to contact us:

### US HEADQUARTERS

28040 WEST HARRISON PARKWAY, VALENCIA, CA 91355-4162

Tel: (800) TAITRON (800) 247-2232 (661) 257-6060

Fax: (800) TAITFAX (800) 824-8329 (661) 257-6415

Email: [taitron@taitroncomponents.com](mailto:taitron@taitroncomponents.com)

Http://[www.taitroncomponents.com](http://www.taitroncomponents.com)

### TAITRON COMPONENTS MEXICO, S.A .DE C.V.

BOULEVARD CENTRAL 5000 INTERIOR 5 PARQUE INDUSTRIAL ATITALAQUIA, HIDALGO C.P.  
42970 MEXICO

Tel: +52-55-5560-1519

Fax: +52-55-5560-2190

### TAITRON COMPONENTS INCORPORATED REPRESENTAÇÕES DO BRASIL LTDA

RUA DOMINGOS DE MORAIS, 2777, 2.ANDAR, SALA 24 SAÚDE - SÃO PAULO-SP 04035-001 BRAZIL

Tel: +55-11-5574-7949

Fax: +55-11-5572-0052

### TAITRON COMPONENTS INCORPORATED, SHANGHAI REPRESENTATIVE OFFICE

CROSS REGION PLAZA, 899 LINLING ROAD, SUITE 18C, SHANGHAI, 200030, CHINA

Tel: +86-21-5424-9942

Fax: +86-21-5424-9931