


SEMIX 403GB128Ds



SEMIX® 3s

SPT IGBT Modules

SEMIX 403GB128Ds

Preliminary Data

Features

- Homogeneous Si
- SPT = Soft-Punch-Through technology
- $V_{CE(sat)}$ with positive temperature coefficient
- High short circuit capability

Typical Applications

- AC inverter drives
- UPS
- Electronic welders up to 20 kHz




GB

Absolute Maximum Ratings		$T_{case} = 25^{\circ}C$, unless otherwise specified		
Symbol	Conditions	Values	Units	
IGBT				
V_{CES}	$T_j = 25^{\circ}C$	1200	V	
I_C	$T_j = 150^{\circ}C$	$T_{case} = 25^{\circ}C$	420	A
		$T_{case} = 80^{\circ}C$	300	A
I_{CRM}	$I_{CRM} = 2 \times I_{Cnom}$	450	A	
V_{GES}		± 20	V	
t_{psc}	$V_{CC} = 600 V$; $V_{GE} \leq 20 V$; $T_j = 125^{\circ}C$ $V_{CES} < 1200 V$	10	μs	
Inverse Diode				
I_F	$T_j = 150^{\circ}C$	$T_{case} = 25^{\circ}C$	340	A
		$T_{case} = 80^{\circ}C$	235	A
I_{FRM}	$I_{FRM} = 2 \times I_{Fnom}$	450	A	
I_{FSM}	$t_p = 10 ms$; sin.	$T_j = 25^{\circ}C$	2000	A
Module				
$I_{t(RMS)}$		600	A	
T_{vj}		-40 ... +150	$^{\circ}C$	
T_{stg}		-40 ... +125	$^{\circ}C$	
V_{isol}	AC, 1 min.	4000	V	

Characteristics		$T_{case} = 25^{\circ}C$, unless otherwise specified			
Symbol	Conditions	min.	typ.	max.	Units
IGBT					
$V_{GE(th)}$	$V_{GE} = V_{CE}$, $I_C = 9 mA$	4,5	5	6,5	V
I_{CES}	$V_{GE} = 0 V$, $V_{CE} = V_{CES}$	$T_j = 25^{\circ}C$		0,3	mA
		$T_j = 125^{\circ}C$			
V_{CE0}		$T_j = 25^{\circ}C$	1	1,15	V
		$T_j = 125^{\circ}C$	0,9	1,05	V
r_{CE}	$V_{GE} = 15 V$	$T_j = 25^{\circ}C$	4	5,3	$m\Omega$
		$T_j = 125^{\circ}C$	5,3	6,7	$m\Omega$
$V_{CE(sat)}$	$I_{Cnom} = 225 A$, $V_{GE} = 15 V$	$T_j = 25^{\circ}C_{chiplev.}$	1,9	2,35	V
		$T_j = 125^{\circ}C_{chiplev.}$	2,1	2,55	V
C_{ies}	$V_{CE} = 25$, $V_{GE} = 0 V$	$f = 1 MHz$	20,8		nF
C_{oes}			1,4		nF
C_{res}			0,9		nF
Q_G	$V_{GE} = -8 V \dots +15 V$	2150		nC	
$t_{d(on)}$	$R_{Gon} = 4 \Omega$	$V_{CC} = 600V$ $I_{Cnom} = 225A$	145		ns
t_r			60		ns
E_{on}	$R_{Goff} = 4 \Omega$	$T_j = 125^{\circ}C$	20		mJ
$t_{d(off)}$			575		ns
t_f			70		ns
E_{off}			23		mJ
$R_{th(j-c)}$	per IGBT	0,075		K/W	

SEMiX 403GB128Ds



SEMiX® 3s

SPT IGBT Modules

SEMiX 403GB128Ds


Preliminary Data

Features

- Homogeneous Si
- SPT = Soft-Punch-Through technology
- $V_{CE(sat)}$ with positive temperature coefficient
- High short circuit capability

Typical Applications

- AC inverter drives
- UPS
- Electronic welders up to 20 kHz

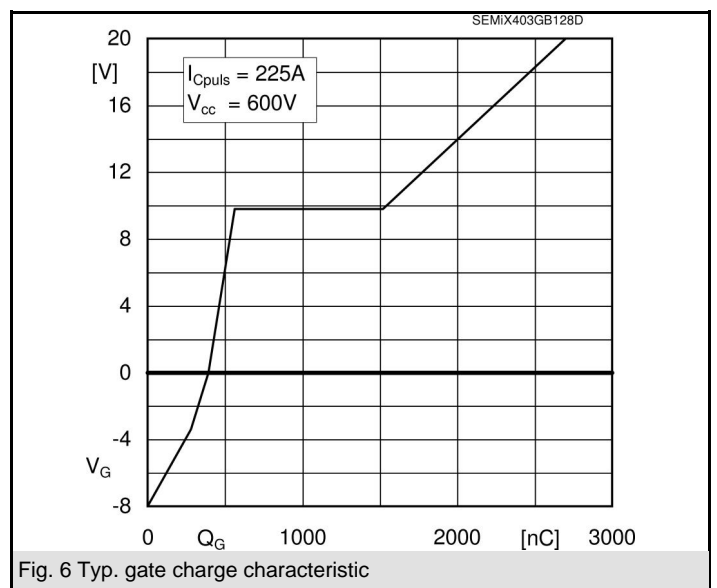
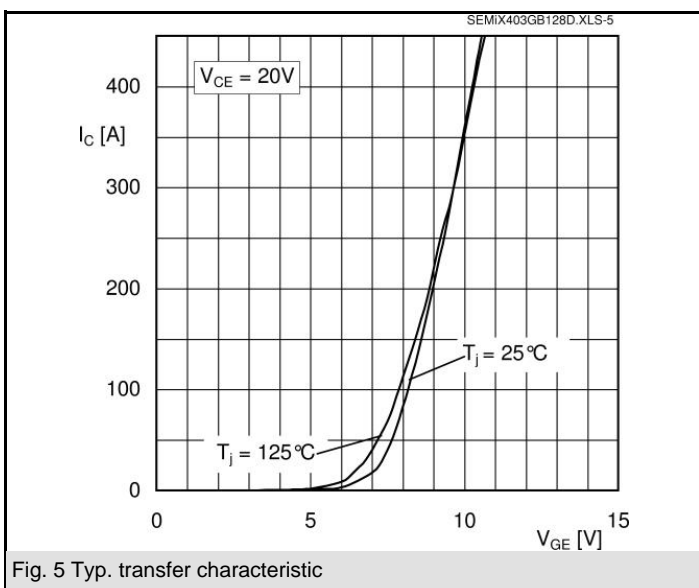
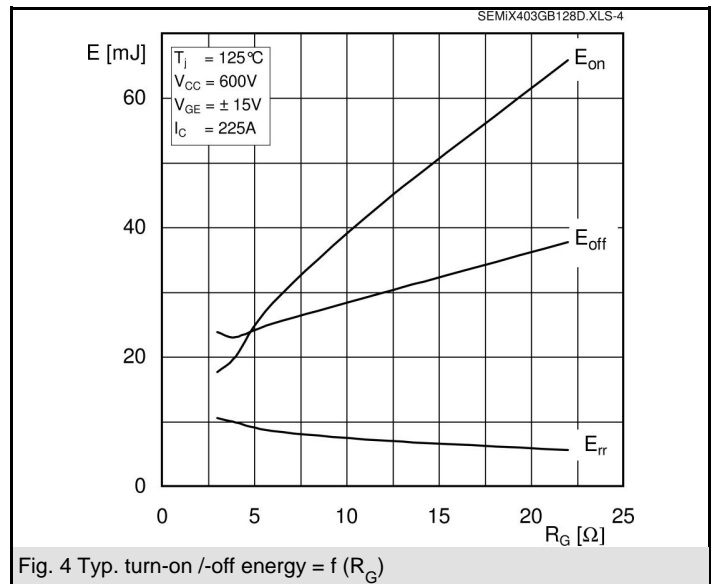
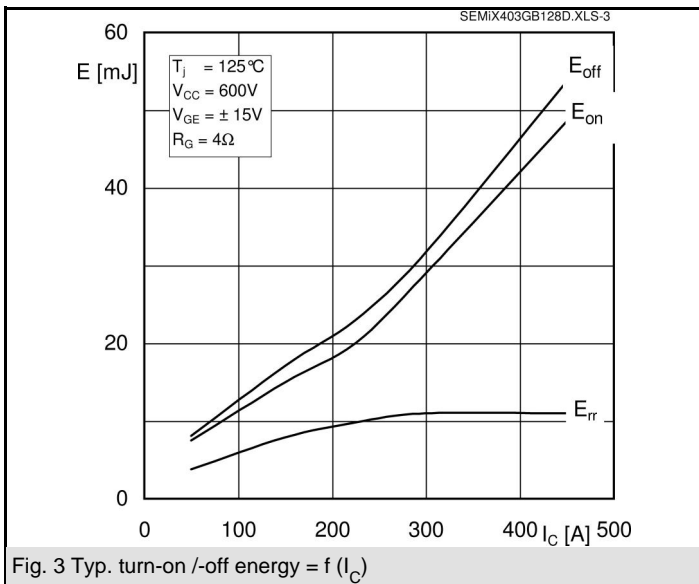
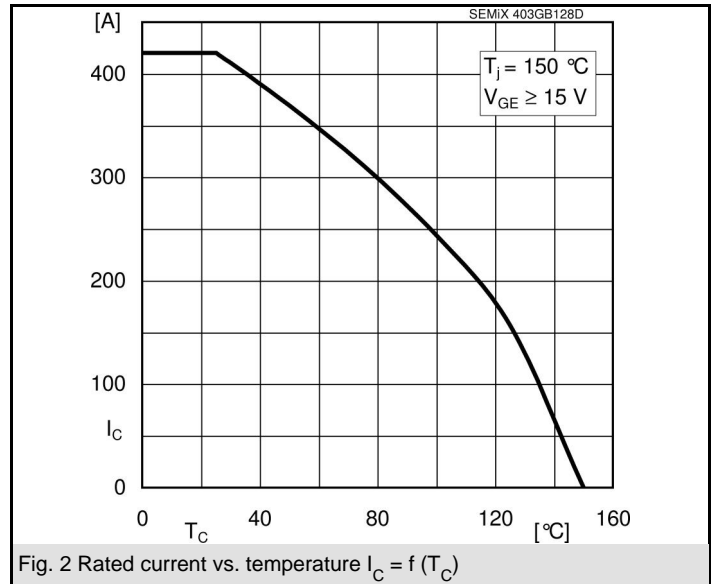
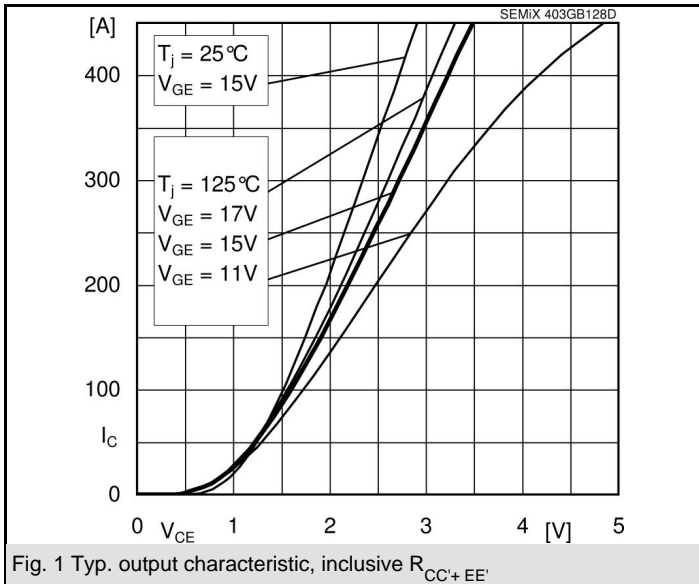


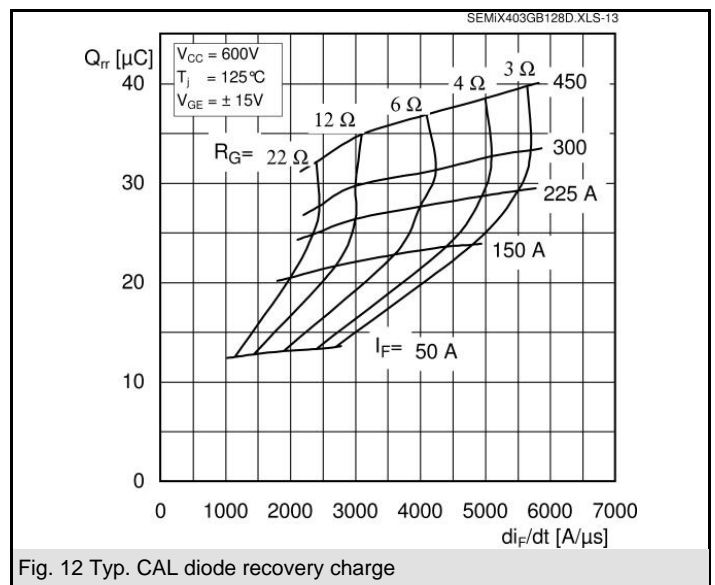
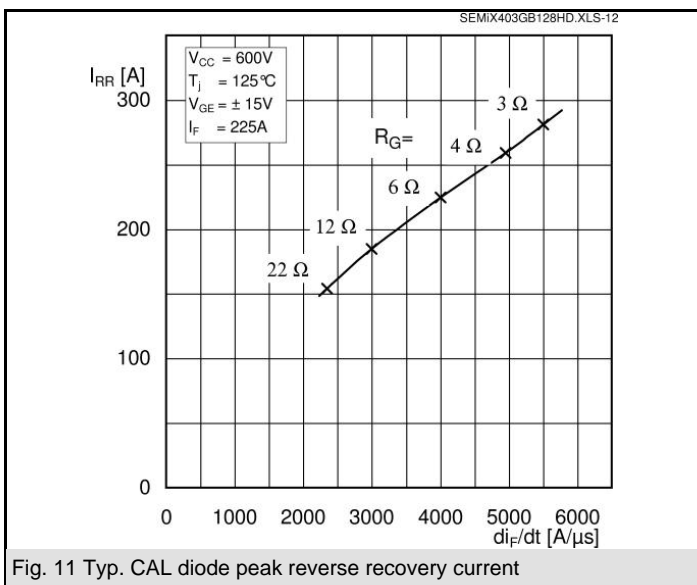
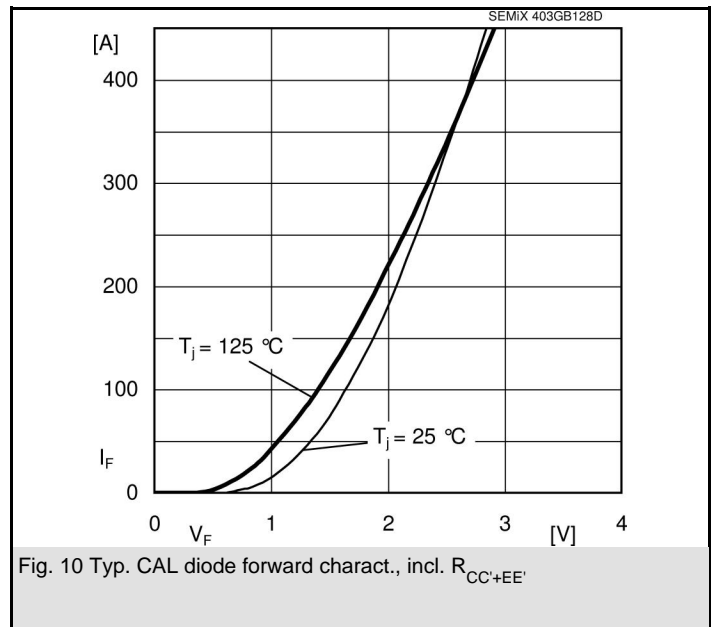
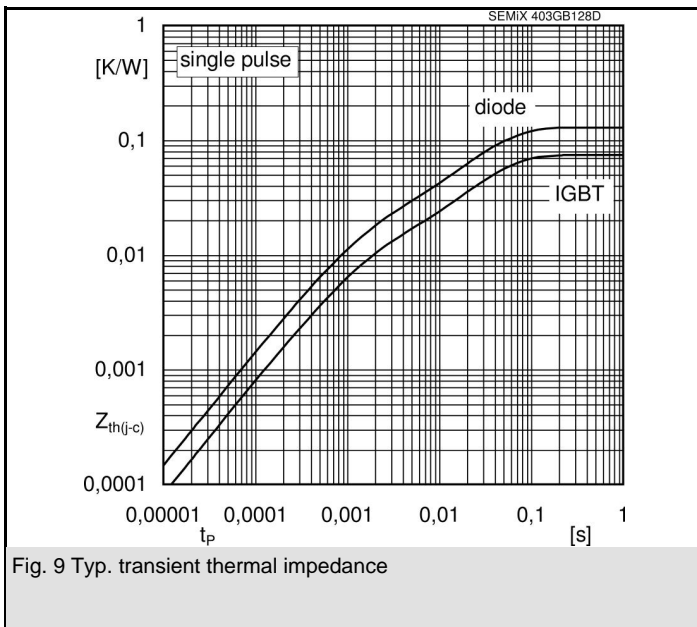
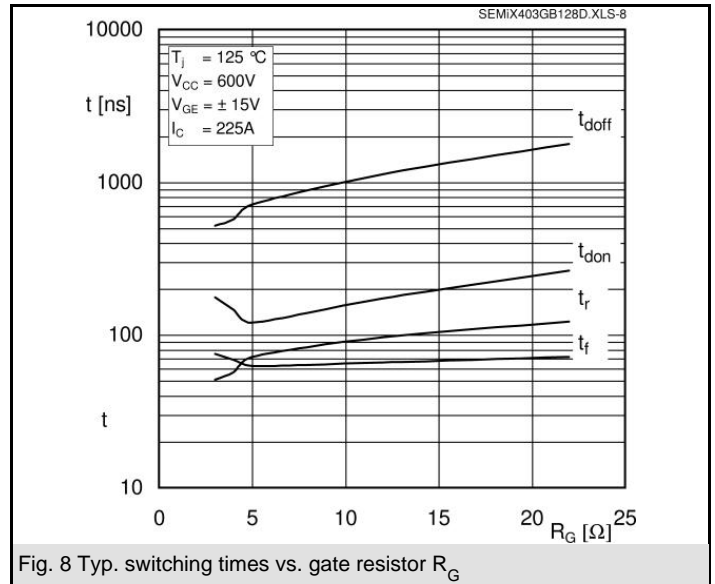
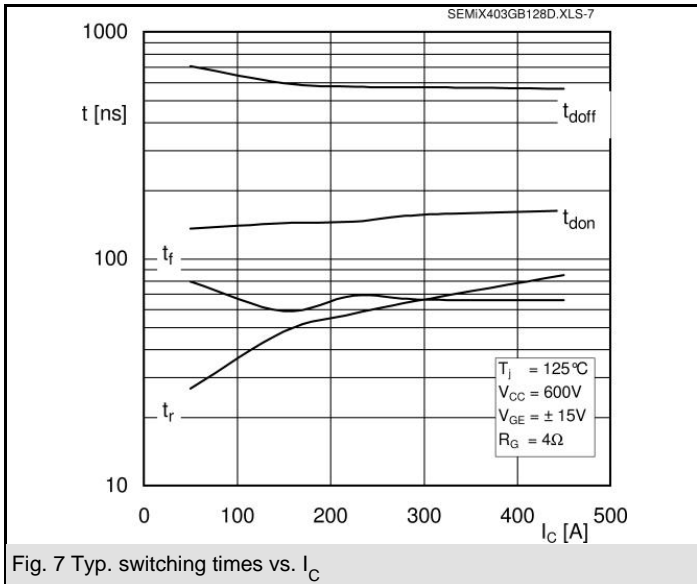
GB

Characteristics		min.	typ.	max.	Units
Inverse Diode					
$V_F = V_{EC}$	$I_{Fnom} = 225 \text{ A}; V_{GE} = 0 \text{ V}$		2	2,5	V
	$T_j = 25 \text{ }^\circ\text{C}_{chiplev.}$				
	$T_j = 125 \text{ }^\circ\text{C}_{chiplev.}$		1,8	2,3	V
V_{F0}			1,1	1,45	V
	$T_j = 25 \text{ }^\circ\text{C}$				
	$T_j = 125 \text{ }^\circ\text{C}$		0,85	1,2	V
r_F			4	4,7	mΩ
	$T_j = 25 \text{ }^\circ\text{C}$				
	$T_j = 125 \text{ }^\circ\text{C}$		4,2	4,9	mΩ
I_{RRM}	$I_{Fnom} = 225 \text{ A}$		260		A
Q_{rr}	$di/dt = 4950 \text{ A}/\mu\text{s}$		29		μC
E_{rr}	$V_{GE} = -15 \text{ V}; V_{CC} = 600 \text{ V}$		10		mJ
$R_{th(j-c)D}$	per diode			0,13	K/W
Module					
L_{CE}			20		nH
$R_{CC'+EE'}$	res., terminal-chip	$T_{case} = 25 \text{ }^\circ\text{C}$	0,7		mΩ
		$T_{case} = 125 \text{ }^\circ\text{C}$	1		mΩ
$R_{th(c-s)}$	per module		0,04		K/W
M_s	to heat sink (M5)		3	5	Nm
M_t	to terminals (M6)		2,5	5	Nm
w				300	g
Temperature sensor					
R_{100}	$T_c = 100 \text{ }^\circ\text{C}$ ($R_{25} = 5 \text{ k}\Omega$)		0,493±5%		kΩ
$B_{100/125}$	$R(T) = R_{100} \exp[B_{100/125} (1/T - 1/T_{100})]$; $T[\text{K}]; B$		3550±2%		K

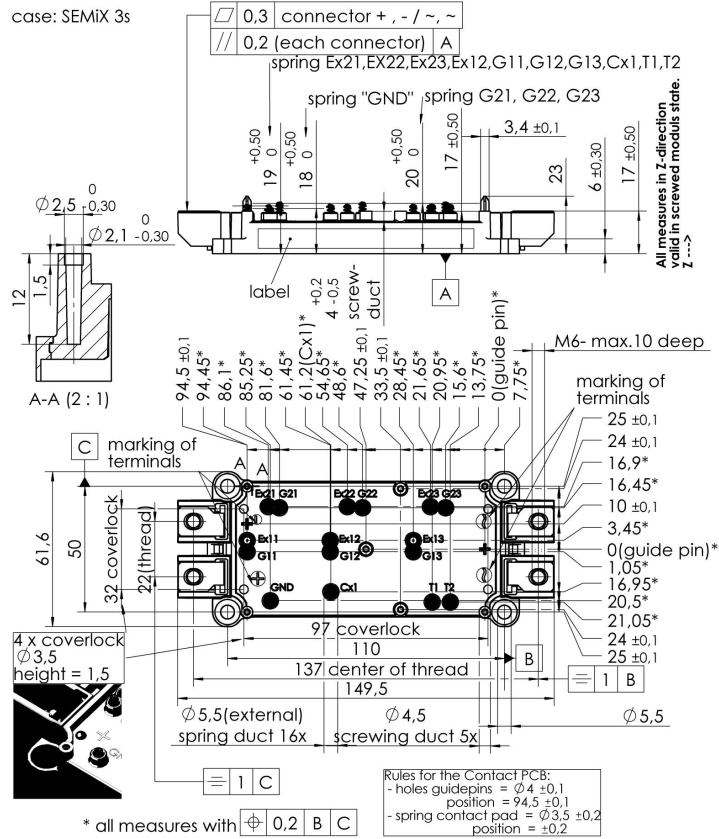
This is an electrostatic discharge sensitive device (ESDS), international standard IEC 60747-1, Chapter IX.

This technical information specifies semiconductor devices but promises no characteristics. No warranty or guarantee expressed or implied is made regarding delivery, performance or suitability.





SEMiX 403GB128Ds



Case SEMiX 3s

