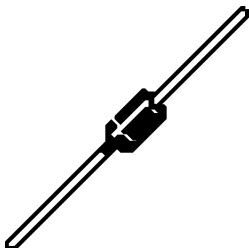


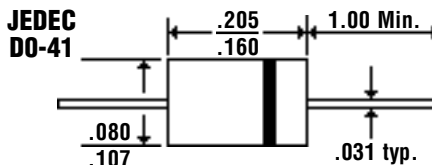
1.0 Amp FAST RECOVERY PLASTIC RECTIFIERS

1N4933 . . . 37 Series

Description



Mechanical Dimensions



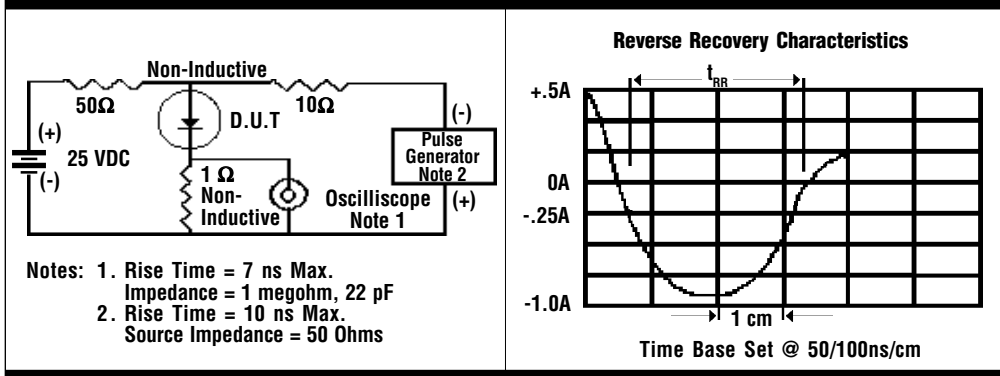
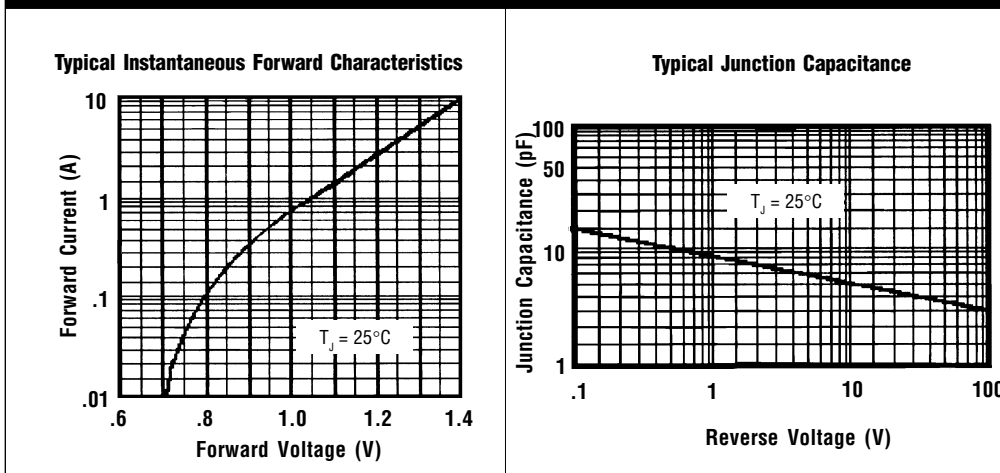
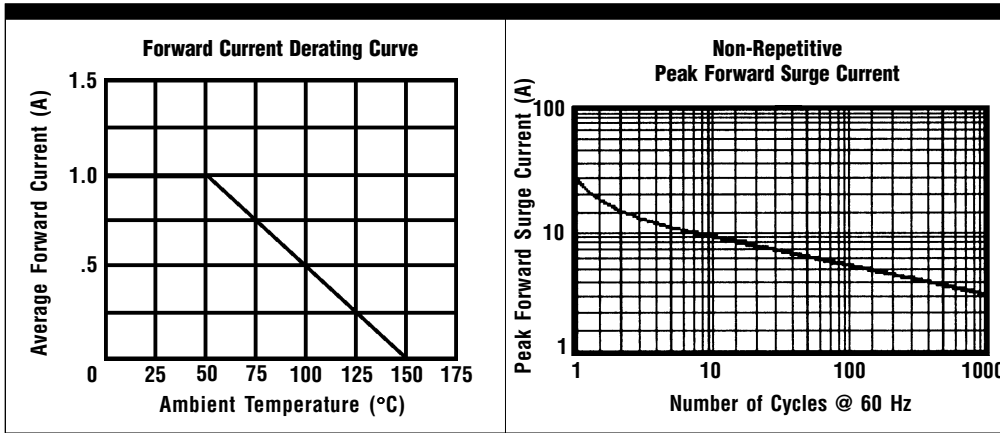
Features

- FAST SWITCHING FOR HIGH EFFICIENCY
- HIGH SURGE CAPABILITY
- 1.0 AMP OPERATION @ $T_A = 55^\circ\text{C}$, WITH NO THERMAL RUNAWAY
- MEETS UL SPECIFICATION 94V-0

1N4933 . . . 37 Series						Units
Maximum Ratings	1N4933	1N4934	1N4935	IN4936	IN4937	
Peak Repetitive Reverse Voltage... V_{RRM}	50	100	200	400	600	Volts
RMS Reverse Voltage... $V_{R(rms)}$	35	70	140	280	420	Volts
DC Blocking Voltage... V_{DC}	50	100	200	400	600	Volts
Average Forward Rectified Current... $I_{F(av)}$ $T_A = 55^\circ\text{C}$ 1.0					Amps
Non-Repetitive Peak Forward Surge Current... I_{FSM} @ Rated Current & Temp 30					Amps
Operating & Storage Temperature Range... T_J, T_{STRG} -65 to 150					°C
Electrical Characteristics						
Maximum Forward Voltage @ 1.0A... V_F 1.2					Volts
Maximum DC Reverse Current... I_R @ Rated DC Blocking Voltage	@ 25°C	 5.0 μAmps	
	@ 100°C	 100 μAmps	
Typical Junction Capacitance... C_j (Note 1) 12					pF
Maximum Reverse Recovery Time... t_{RR} 200					ns

1.0 Amp FAST RECOVERY PLASTIC RECTIFIERS

1N4933 . . . 37 Series



Ratings at 25 Deg. C ambient temperature unless otherwise specified.

Single Phase Half Wave, 60 Hz Resistive or Inductive Load.

For Capacitive Load, Derate Current by 20%.

NOTES: 1. Measured @ 1 MHz and applied reverse voltage of 4.0V.
2. Thermal Resistance Junction to Ambient, Jedec Method.