

Topstek Current Transducer TK3A .. TK50A


TK 3A~50A

Features

- ◆ Highly reliable Hall Effect device
- ◆ Compact and light weight
- ◆ Fast response time
- ◆ Excellent linearity of the output voltage over a wide input range
- ◆ Excellent frequency response (> 50 kHz)
- ◆ Low power consumption (12 mA nominal)
- ◆ Capable of measuring both DC and AC, both pulsed and mixed
- ◆ High isolation voltage between the measuring circuit and the current-carrying conductor (AC2.5KV)
- ◆ Extended operating temperature range
- ◆ Flame-Retardant plastic case and silicone encapsulate, using UL classified materials, ensures protection against environmental contaminants and vibration over a wide temperature and humidity range

Applications

- ◆ UPS systems
- ◆ Industrial robots
- ◆ NC tooling machines
- ◆ Elevator controllers
- ◆ Process control devices
- ◆ AC and DC servo systems
- ◆ Motor speed controller
- ◆ Electrical vehicle controllers
- ◆ Inverter-controlled welding machines
- ◆ General and special purpose inverters
- ◆ Power supply for laser processing machines
- ◆ Controller for traction equipment e.g. electric trains
- ◆ Other automatic control systems





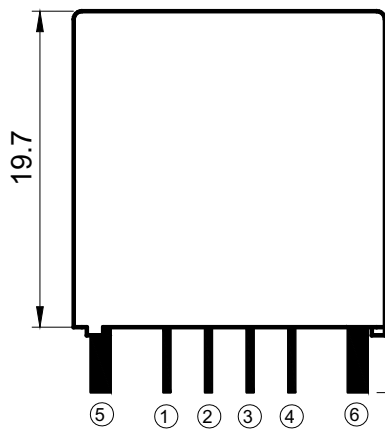

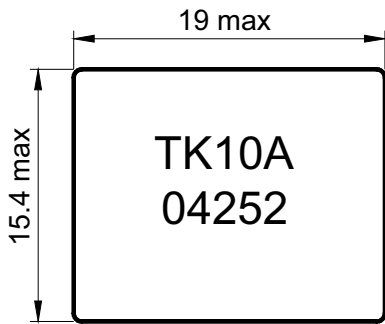
Specifications

Parameter	Symbol	Unit	TK3A .. TK50A
Nominal Input Current	I_{fn}	A DC	3 .. 50
Linear Range	I_{fs}	A DC	$\pm 9 .. \pm 150 = 3 \times I_{fn}$
Nominal Output Voltage	V_{hn}	V	4 V $\pm 1\%$ at $I_f = I_{fn}$ ($R_L = 10k\Omega$)
Offset Voltage	V_{os}	mV	Within ± 40 mV @ $I_f = 0$, $T_a = 25^\circ\text{C}$
Output Resistance	R_{OUT}	Ω	$< 100\Omega$
Hysteresis Error	V_{oh}	mV	Within ± 15 mV @ $I_f = I_{fn} \rightarrow 0$
Supply Voltage	V_{CC}/V_{EE}	V	$\pm 15V \pm 5\%$
Linearity	ρ	%	Within $\pm 1\%$ of I_{fn}
Consumption Current	I_{CC}	mA	± 12 mA nominal, ± 16 mA max
Response Time (90% V_{hn})	T_r	μsec	5 μsec max. @ $d I_f / dt = I_{fn} / \mu\text{sec}$
Frequency bandwidth (-3dB)	f_{BW}	Hz	DC to 50kHz
Thermal Drift of Output	-	$\% / ^\circ\text{C}$	Within ± 0.1 $\% / ^\circ\text{C}$ @ I_{fn}
Thermal Drift of Zero Current Offset	-	$\text{mV} / ^\circ\text{C}$	Within ± 1.5 $\text{mV} / ^\circ\text{C}$ @ I_{fn}
Dielectric Strength	-	V	AC2.5KV X 60 sec
Isolation Resistance @ 1000 VDC	R_{IS}	$M\Omega$	$> 1000 M\Omega$
Operating Temperature	T_a	$^\circ\text{C}$	-15°C to 80°C
Storage Temperature	T_s	$^\circ\text{C}$	-20°C to 85°C
Mass	W	g	10 g

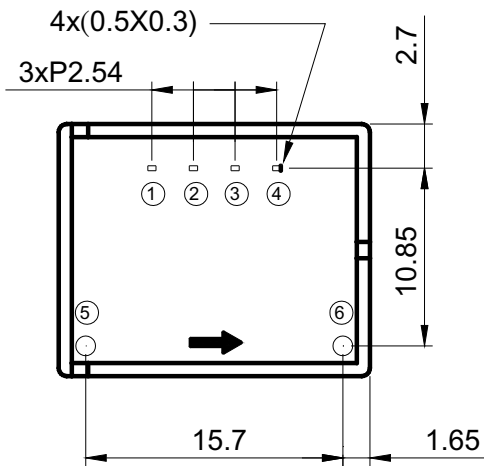
Topstek Current Transducer TK3A .. TK50A

Appearance, dimensions and pin identification for TK3A .. TK20A models

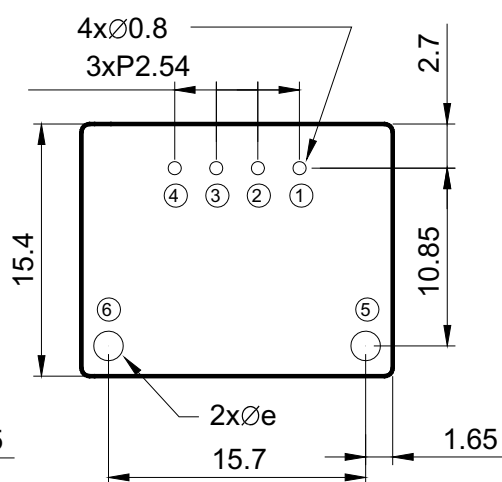
All dimensions in mm ± 0.2 , holes $-0, +0.2$ except otherwise noted.



Secondary pins 4x(0.5x0.3) Primary 2x $\varnothing d$



Bottom View



3A to 20A PCB mounting hole layout

Pin Assignment	
①	-15V
②	0V
③	+15V
④	Vout
⑤	I +
⑥	I -

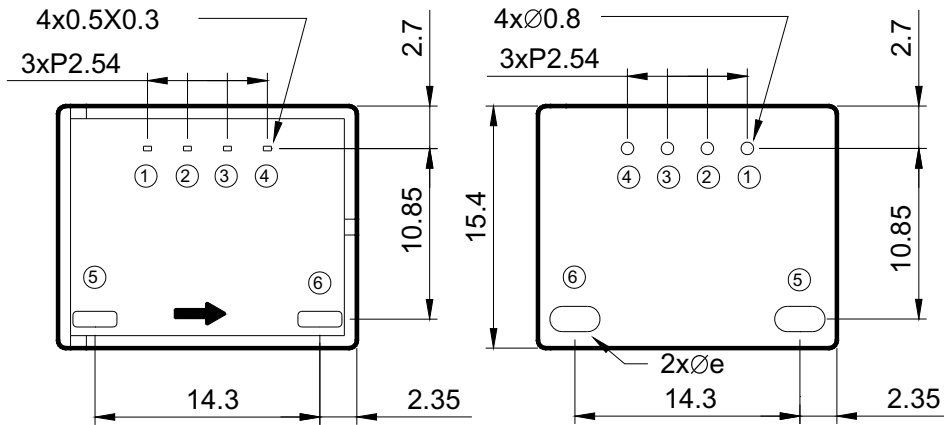

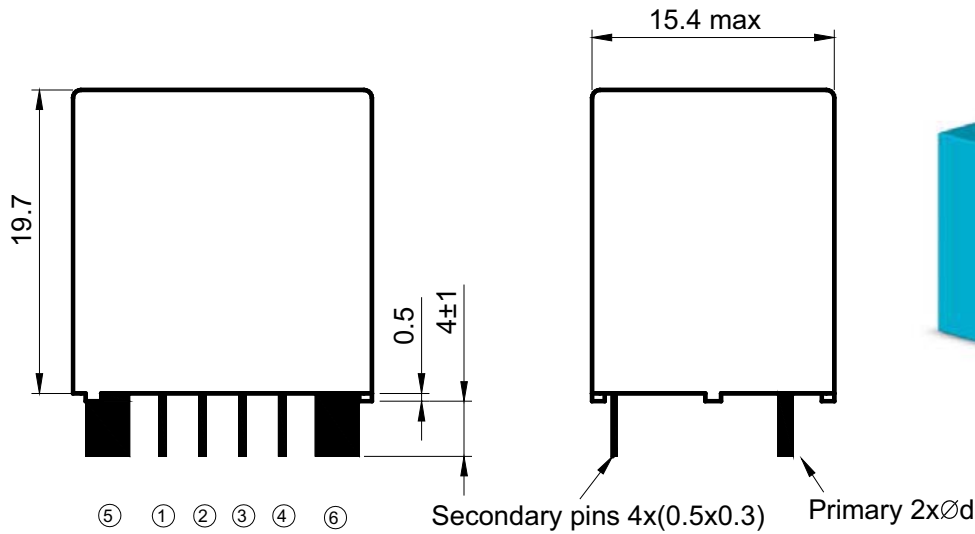

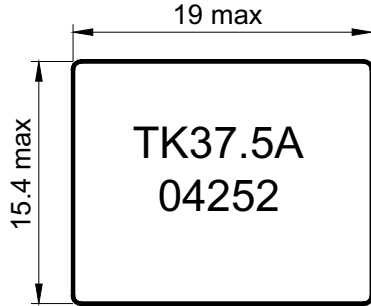
Part Number	TK3A	TK4A	TK5A	TK6A	TK7.5A	TK10A	TK12.5A	TK15A	TK18.5A	TK20A
d(mm)	0.6	0.8	0.8	0.8	1.0	1.2	1.2	1.4	1.4	1.6
e(mm)	1.2	1.2	1.2	1.2	1.6	1.8	1.8	2.2	2.2	2.4

Topstek Current Transducer TK3A .. TK50A

Appearance, dimensions and pin identification for TK25A .. TK50A models

All dimensions in mm ± 0.2 , holes $-0, +0.2$ except otherwise noted.

➔ Positive current flow direction



Bottom View

25A to 50A PCB mounting hole layout

Pin Assignment	
①	-15V
②	0V
③	+15V
④	Vout
⑤	I +
⑥	I -

Part Number	TK25A	TK30A	TK37.5A	TK50A
d(mm)	□ 1x2	□ 1x2	□ 1x2.8	□ 1x2.8
e(mm)	□ 1.6x2.8	□ 1.6x2.8	□ 1.6x3.2	□ 1.6x3.2