

Specifications

Parameter	Unit	Minimum	Typical	Maximum
Center Frequency	MHz	139.97	140	140.03
Insertion Loss	dB	-	21	25
1 dB Bandwidth	MHz	0.26	0.315	-
1.5 dB Bandwidth	MHz	0.3	0.3691	-
11 dB Bandwidth	MHz	-	0.7233	0.8
40 dB Bandwidth	MHz	-	1.03	1.2
Passband Variation	dB	-	0.1	1
Absolute Delay	usec	-	2.09	3.5
Phase Linearity	deg	-	4	-
Ultimate Rejection	dB	40	45	-
Substrate Material		Quartz		
Ambient Temperature	°C	25		
Package Size		DIP3512 (35.0x12.8x4.7mm ³)		

Notes:

1. All specifications are based on the test circuit shown
2. In production, devices will be tested at room temperature to a guardbanded specification to ensure electrical compliance over temperature
3. Electrical margin has been built into the design to account for the variations due to temperature drift and manufacturing tolerances
4. This is the optimum impedance in order to achieve the performance shown


Matching Configuration



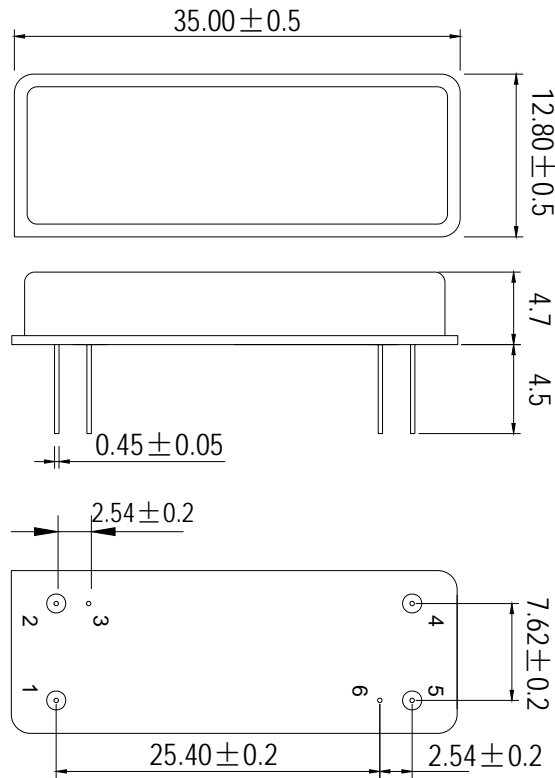
L=100nH

Source/Load Impedance=50 ohm

Notes - Component values may change depending

	SIPAT Co., Ltd. (CETC No. 26 Research Institute) Nanping Huayuan Road No. 14 Chongqing, China, 400060	Part Number	SP LBS14059	
		Rev. Date	2004-7-6	
		Rev.	1.0	Page 1/4

Package Dimension

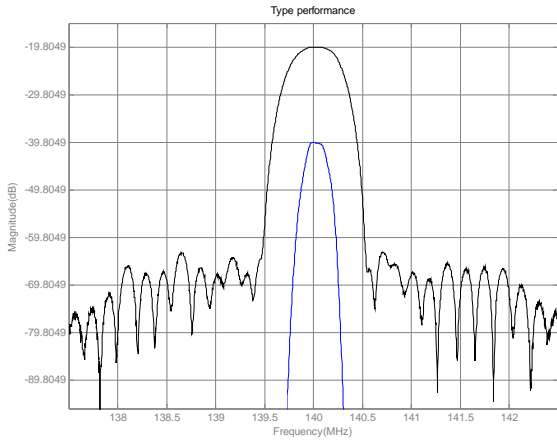


SIPAT Co., Ltd.
(CETC No. 26 Research Institute)
Nanping Huayuan Road No. 14
Chongqing, China, 400060

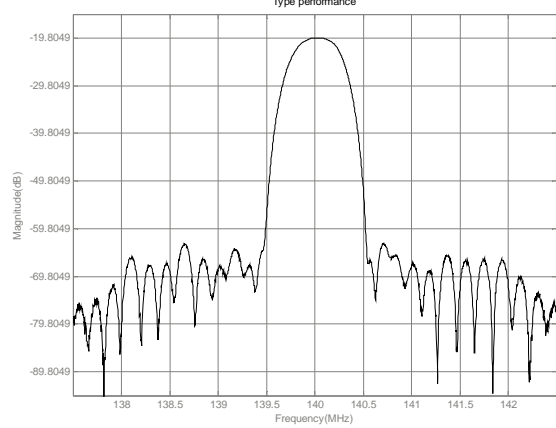
Part Number	SP LBS14059	
Rev. Date	2004-7-6	
Rev.	1.0	Page 2/4

Typical Performance

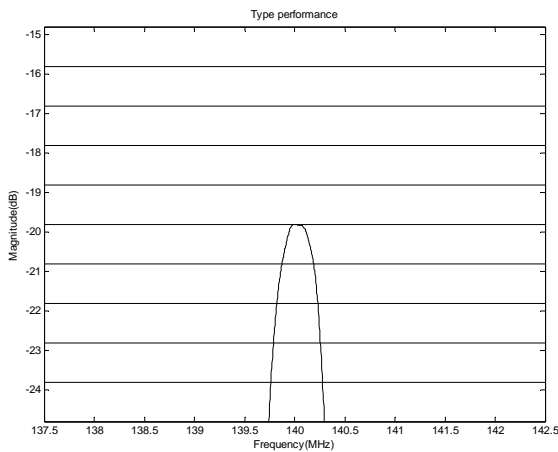
Frequency Respond



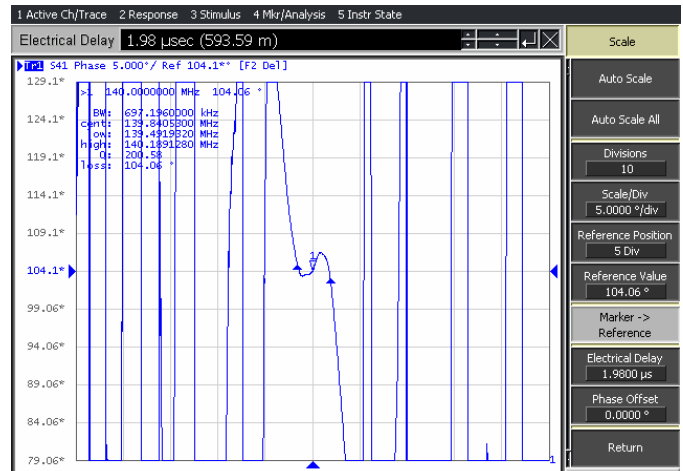
Passband Respond(10dB/div)



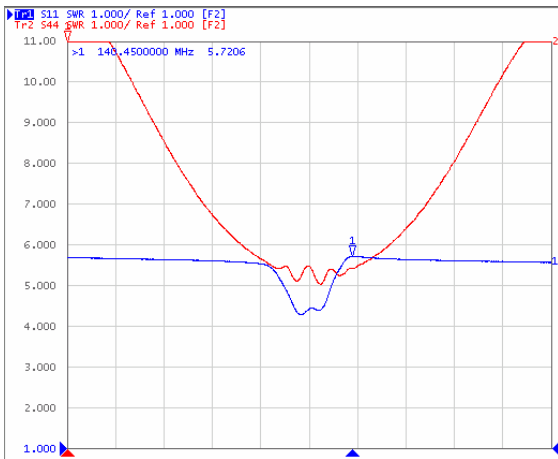
Passband Respond(1dB/div)



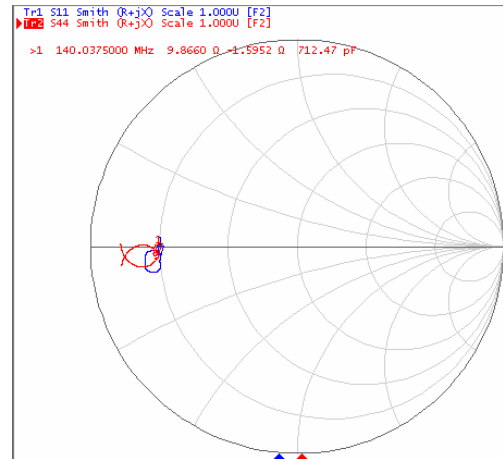
Phase Linearity



SWR S11 S22



Smith Chart



SIPAT Co., Ltd.
(CETC No. 26 Research Institute)
Nanping Huayuan Road No. 14
Chongqing, China, 400060

Part Number

SP LBS14059


Rev. Date

2004-7-6

Rev.

1.0

Page 3/4

	SIPAT Co., Ltd. (CETC No. 26 Research Institute) Nanping Huayuan Road No. 14 Chongqing, China, 400060	Part Number	SP LBS14059	
		Rev. Date	2004-7-6	
		Rev.	1.0	Page 4/4