

**HCMOS SM CLOCK WITH ENABLE/DISABLE  
SURFACE MOUNT 6-PIN**

SPECIFICATIONS	MSD51A1	MSD52A1	MSD53A1	MSD54A1	
Frequency Range	2MHz to 67MHz				
Frequency Stability	±25ppm	±50ppm	±100ppm	±20ppm	
	(Inclusive of calibration tolerance at 25°C and operating temperature range, input voltage change, aging 15 years, shock and vibration)				
Temperature Range	0°C to +70°C				
Output	Waveform	HCMOS Squarewave			
	Load	15pF Maximum			
	Voltage	Voh	Vcc - .5V Minimum		
		Vol	0.40V Maximum		
	Current	Ioh	-8mA		
		Iol	8mA		
	Duty Cycle	45/55 Maximum Measured at 50% of Vdd			
Rise/Fall Time	3nS Typical				
Jitter	5pS RMS Maximum				
Input	Enable/Disable	Pin 1			
	Output Enable/Disable Time	100nS			
	Enable Vih	2.0V Minimum			
	Disable	0.5V Maximum			
	Oscillator output is enabled with no connection on pin 1				
Start Up Time	10mS Maximum				
Supply Voltage (Vdd)	3.3Vdc ±0.3Vdc				
Supply Current	15mA Typical , 30mA Maximum				
Package	Hermetically sealed, leadless ceramic package				

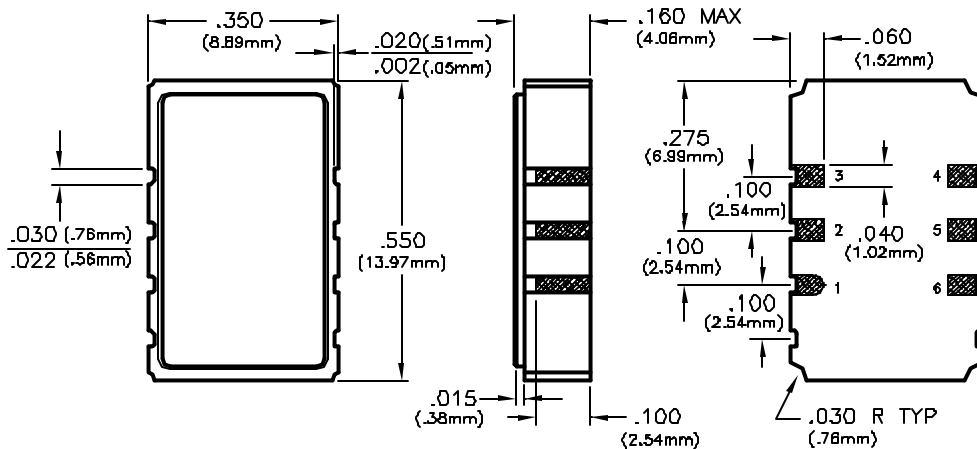
**EXAMPLE MODEL NUMBER:**

**M S D 5 1 A 1 / 4 7 . 7 6 M H z**

SURFACE MOUNT  
HCMOS SERIES

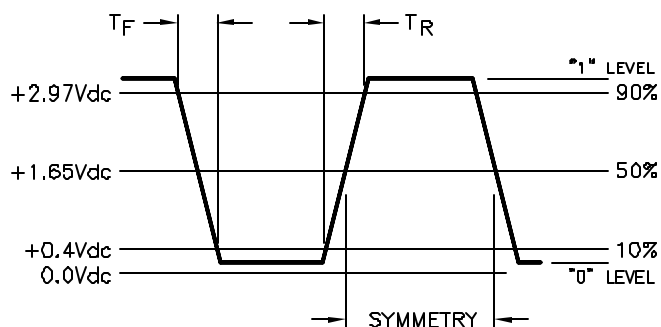
LEAD  
OPTION

CENTER FREQUENCY

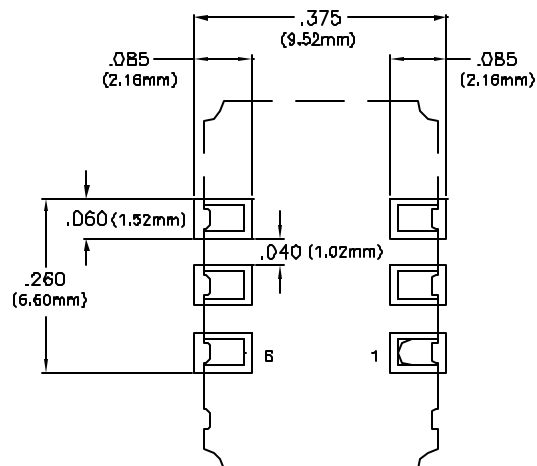


PIN	CONNECTION
1	E/D TRI-STATE
2	N/C
3	GROUND
4	OUTPUT
5	N/C
6	Vcc

## OUTPUT WAVEFORM



## SUGGESTED PAD LAYOUT



## TEST CIRCUIT

