



Features

- ◇ For IF SAW filter
- ◇ Single-ended operation
- ◇ Ceramic Surface Mount Package
- ◇ Small size
- ◇ RoHS compliant (2002/95/EC), Pb-free

Specifications

Parameter	Unit	Minimum	Typical	Maximum
Center Frequency	MHz	-	350	-
Insertion Loss	dB	-	13.5	15
1 dB Bandwidth	MHz	14	16.1	-
3 dB Bandwidth	MHz	-	18.74	-
Passband Variation	dB	-	0.5	1
Absolute Delay	usec	-	0.36	-
Ultimate Rejection	@f0±14MHz	dB	12	-
	@f0±28MHz	dB	40	-
Material Temperature coefficient	KHz/°C	-6.3		
Substrate Material	-	112LT		
Ambient Temperature	°C	25		
Operating Temperature Range	°C	-40	-	+85
Storage Temperature Range	°C	-45	-	+105
DC Voltage	V	0		
Input Power	dBm	-	-	10
ESD Class	-	1		
Package Size	SMD7.0*5.0			

Notes:

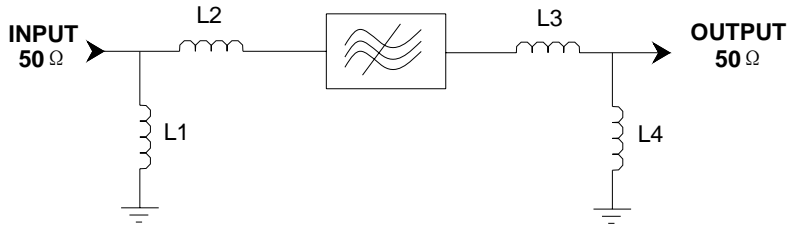
1. All specifications are based on the test circuit shown;
2. In production, all specifications are measured by Agilent Network analyzer and full 2 port calibration at room temperature;
3. Electrical margin has been built into the design to account for the variations due to temperature drift and manufacturing tolerances;
4. This is the optimum impedance in order to achieve the performance show.



SIPAT Co., Ltd.
(CETC No.26 Research Institute)
#14 Nanping Huayuan Road,
Chongqing, China, 400060

Part Number	LBT35005		
Rev. Date	2007-11-23		
Ver.	1.0	Page 1/3	

Matching Configuration



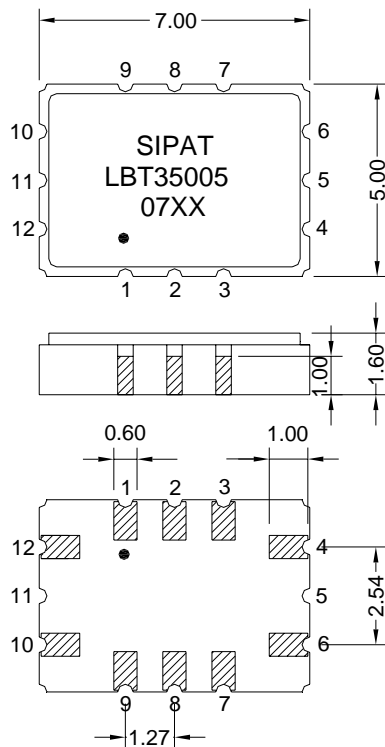
$$L1 = (5 + 12)nH \quad L2 = 12nH$$

$$L3 = L4 = 10nH$$

Source/Load Impedance=50 ohm

Notes - Component values may change depending on board layout.

Package Dimension



Pad Configuration:

Input 10

Output 4

Ground All Others

Marking Configuration:

1) •: Pad Number 1 Index

2) SIPAT: Manufacturer Name

3) LBT35005: Part Number

4) 07XX: Date Code

Package: SMD7.0*5.0

Unit: mm



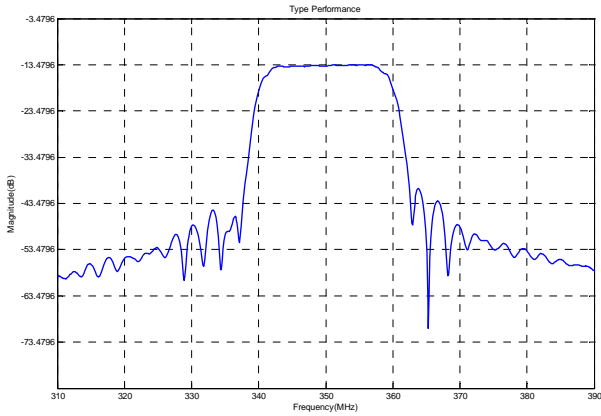
SIPAT Co., Ltd.
(CETC No.26 Research Institute)
#14 Nanping Huayuan Road,
Chongqing, China, 400060

Part Number	LBT35005	
Rev. Date	2007-11-23	
Ver.	1.0	Page 2/3



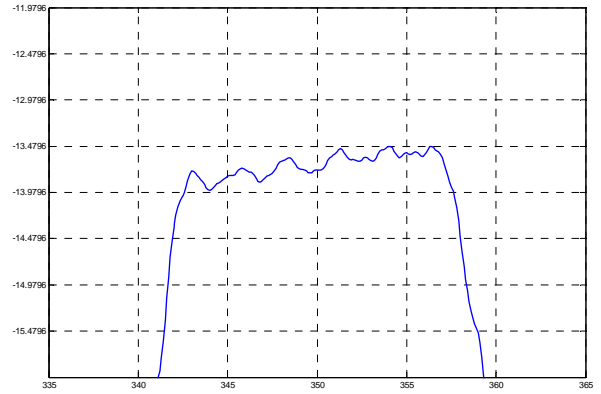
Typical Performance

Frequency Respond



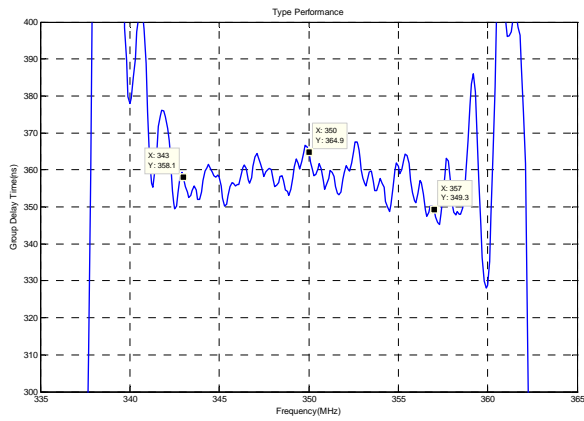
Horizontal: 10MHz/Div Vertical: 10dB/Div

Passband Respond



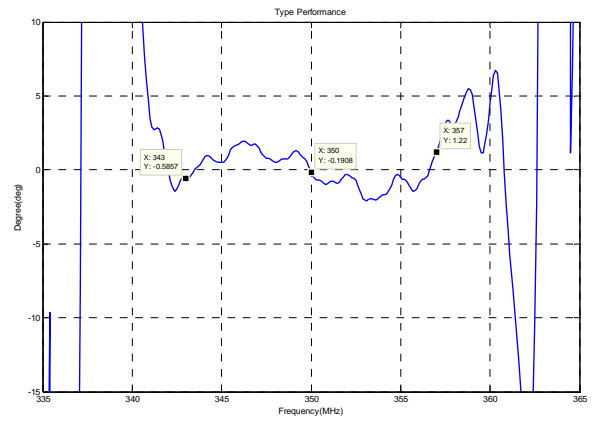
Horizontal: 5MHz/Div Vertical: 0.5dB/Div

Group Delay Variation($f_0 \pm 7\text{MHz}$)



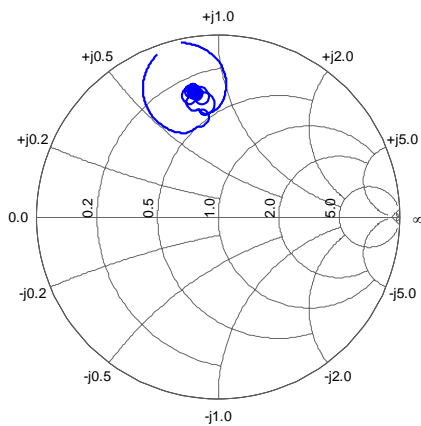
Horizontal: 5MHz/Div Vertical: 10ns/Div

Phase Linearity($f_0 \pm 7\text{MHz}$)

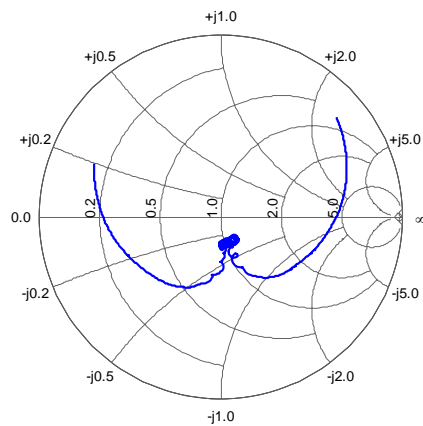


Horizontal: 5MHz/Div Vertical: 5deg/Div

Smith Chart S11



Smith Chart S22



SIPAT Co., Ltd.
(CETC No.26 Research Institute)
#14 Nanping Huayuan Road,
Chongqing, China, 400060

Part Number	LBT35005	
Rev. Date	2007-11-23	
Ver.	1.0	Page 3/3