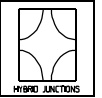
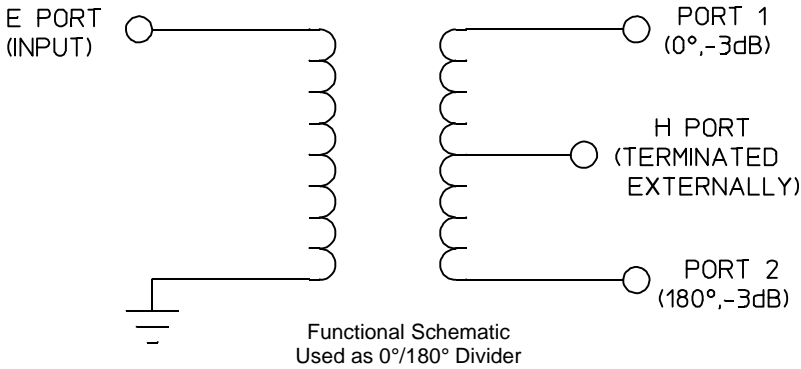


# HJM Series 0°/180° POWER DIVIDERS/COMBINERS

1 to 500 MHz / Multi-Octave BW / Excellent Phase & Amplitude Bal. / High Isolation / SMA



## PRINCIPAL SPECIFICATIONS

Model Number	Frequency Range, MHz	Performance Bandwidth, MHz	Isolation, E - H Ports, dB, Max.	Insertion Loss, dB, Max.	Amplitude Balance, dB, Max.	Phase Balance, Max.	CW Input, W, Max.	VSWR, Max.
HJM-50	1 - 100	1 - 2	25	1.0	0.3	± 3°	5	1.3:1
		2 - 100	30	1.0	0.3	± 3°		
HJM-300	100 - 500	100 - 500	25	1.2	0.4	± 3°	5	1.3:1

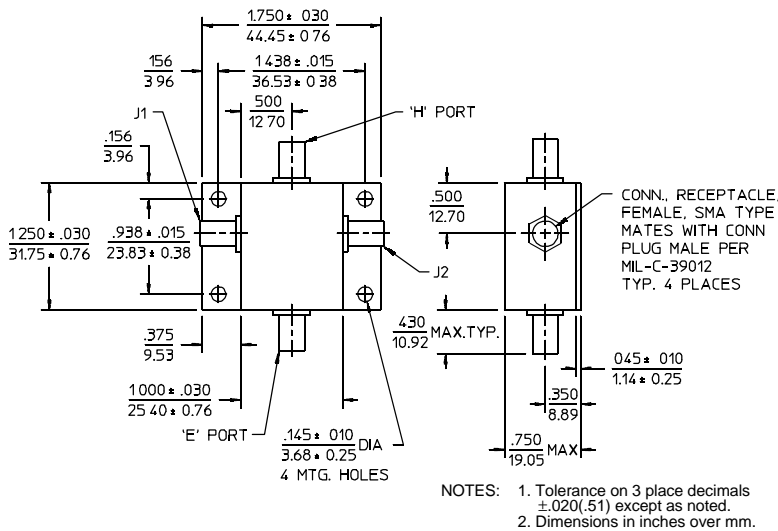
### General Notes:

1. The HJM series of hybrid junctions covers 1 to 500 MHz using lumped element circuits to achieve high output port isolation and excellent amplitude and phase balance.
2. The rugged housing is suitable for various terrestrial and aerospace applications. A variety of packaging options is available.
- 3 These units comply with MIL-P-23971 and can be supplied screened for compliance with additional specifications you designate for high reliability applications.

## GENERAL SPECIFICATIONS

Impedance:	50 Ω nom.
Coupling:	- 3 dB nom.
Weight:	2 oz (57 g) nom.
Operating Temperature:	- 55° to +85°C
Low Loss/Higher Power:	Model HJ/HJM-K
Other Packages:	Flatpack, TO-5, PC and Meri-Pac

## Package Outline



## Typical Performance

