


Surface Mount RF Transformer

50Ω 0.02 to 30 MHz

TT25-1+ TT25-1



CASE STYLE: W38
PRICE: \$9.95 ea. QTY (1-9)

+ RoHS compliant in accordance with EU Directive (2002/95/EC)

The +Suffix identifies RoHS Compliance. See our web site for RoHS Compliance methodologies and qualifications.

Maximum Ratings

Operating Temperature	-20°C to 85°C
Storage Temperature	55°C to 100°C
RF Power	250mW
DC Current	30mA

Pin Connections

PRIMARY DOT	4
PRIMARY	6
PRIMARY CT	5
SECONDARY DOT	3
SECONDARY	1
SECONDARY CT	2

Features

- excellent return loss
- also available with surface mount gull wing (KK81) plug-in (X65) leads

Applications

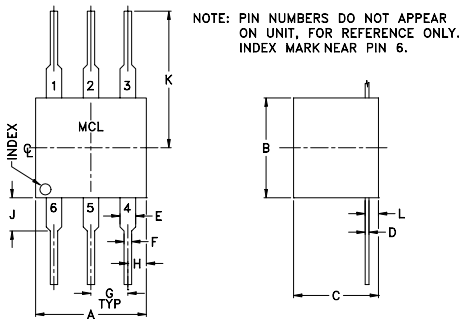
- HF
- radio communication systems
- impedance matching
- ham radio

Transformer Electrical Specifications

Ω RATIO (Secondary/Primary)	FREQUENCY (MHz)	INSERTION LOSS*		
		3 dB MHz	2 dB MHz	1 dB MHz
25	0.02-30	0.02-30	0.05-20	0.1-10

* Below 0.05 MHz, Insertion Loss is specified for room temperature and above.

Outline Drawing



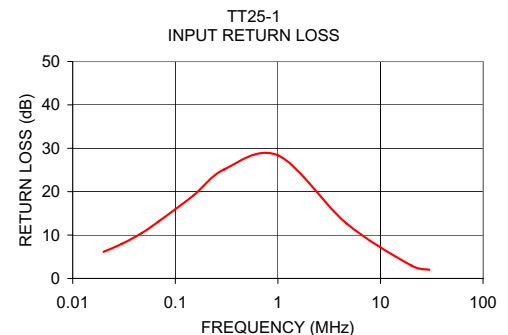
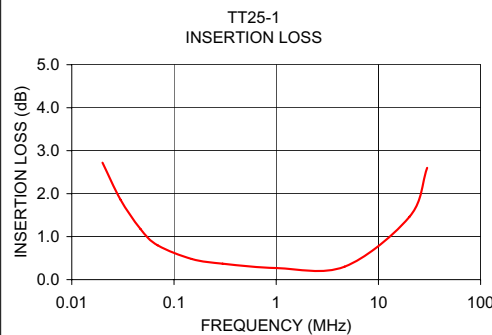
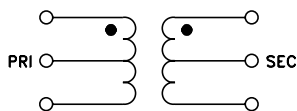
Outline Dimensions (inch/mm)

A	B	C	D	E	F
.30	.27	.23	.010	.042	.020
7.62	6.86	5.84	0.25	1.07	0.51
G	H	J	K	L	wt
.100	.05	.09	.31	.036	grams
2.54	1.27	2.29	7.87	0.91	0.50

Typical Performance Data

FREQUENCY (MHz)	INSERTION LOSS (dB)	INPUT R. LOSS (dB)
0.02	2.72	6.13
0.03	1.86	7.95
0.05	1.18	10.45
0.07	0.80	13.16
0.15	0.48	19.05
0.30	0.37	25.11
1.01	0.27	28.34
4.66	0.30	12.69
20.13	1.46	2.94
30.00	2.60	2.00

Config. B



Mini-Circuits®
ISO 9001 ISO 14001 CERTIFIED

ALL NEW
minicircuits.com

P.O. Box 350166, Brooklyn, New York 11235-0003 (718) 934-4500 Fax (718) 332-4661 For detailed performance specs & shopping online see Mini-Circuits web site



The Design Engineers Search Engine Provides ACTUAL Data Instantly From MINI-CIRCUITS At: www.minicircuits.com

RF/IF MICROWAVE COMPONENTS

REV. A
M98898
TT25-1
IG/TD/CP
070718