

MDE Semiconductor, Inc.

78-150 Calle Tampico, Unit 210, La Quinta, CA., USA 92253 Tel: 760-564-8656 • Fax: 760-564-2414
1-800-831-4881 Email: sales@mde semiconductor.com Web: www.mde semiconductor.com

P4SMA SERIES

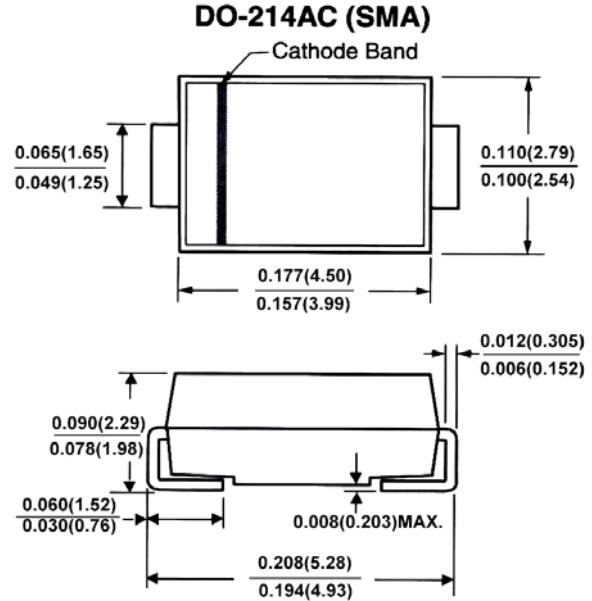
GLASS PASSIVATED JUNCTION TRANSIENT VOLTAGE SUPPRESSOR VOLTAGE-6.8 TO 550 Volts 400 Watt Peak Pulse Power

FEATURES

- For surface mounted applications in order to optimize board space
- Glass passivated junction
- Built-in strain relief
- Excellent clamping capability
- Low profile package
- Low inductance
- Excellent clamping capability
- Fast response time: typically less than 1.0 ps from 0 volts to BV min
- Typical IR less than 1µA above 10V
- High temperature soldering guaranteed: 250°C/10 seconds at terminals

MECHANICAL DATA

Case: JEDEC DO-214AC Molded plastic
Terminal : Solder plated, solderable per MIL-STD-750, Method 2026
Polarity: Color band denoted positive end (cathode) except Bipolar
Standard Packaging: 12mm tape(EIA STD RS-481)
Weight: 0.002 ounces, 0.061 grams



Dimensions in inches (millimeters)

DEVICES FOR BIPOLAR APPLICATIONS

For Bidirectional use CA Suffix for types P4SMA6.8CA thru types P4SMA550CA
Electrical characteristics apply in both directions.

MAXIMUM RATINGS AND CHARACTERISTICS

Ratings at 25°C ambient temperature unless otherwise specified.

RATING	SYMBOL	VALUE	UNITS
Peak Pulse Power Dissipation at TA = 25 °C, TP = 1ms (Note 1)	P _{PPM}	Minimum 400	Watts
Peak Pulse Current of on 10/1000 µs waveform (Note 1)	I _{PPM}	SEE TABLE 1	Amps
Steady State Power Dissipation at TL = 75°C Lead lengths .375", 9.5mm (Note 2)	P _{M(AV)}	1.0	Watts
Peak Forward Surge Current, 8.3ms Single Half Sine-wave Superimposed on Rated Load, (JEDEC Method)(Note 3)	I _{FSM}	40	Amps
Operating and Storage Temperature Range	T _J , T _{STG}	-55 +150	°C

NOTES:

1. Non-repetitive current pulse, per Fig.3 and derated above Ta=25 °C per Fig.2.
2. Mounted on 5.0mm² (0.03mm thick) Copper Pads to each terminal
3. 8.3ms single half sine-wave, or equivalent square wave, Duty cycle=4 pulses per minutes maximum.

Certified RoHS Compliant

UL File # E223026

MDE Semiconductor, Inc.

78-150 Calle Tampico, Unit 210, La Quinta, CA., USA 92253 Tel: 760-564-8656 • Fax: 760-564-2414
 1-800-831-4881 Email: sales@mdesemiconductor.com Web: www.mdesemiconductor.com

RATING AND CHARACTERISTIC CURVES P4SMA SERIES

Fig. 1 - Peak Pulse Power Rating Curve

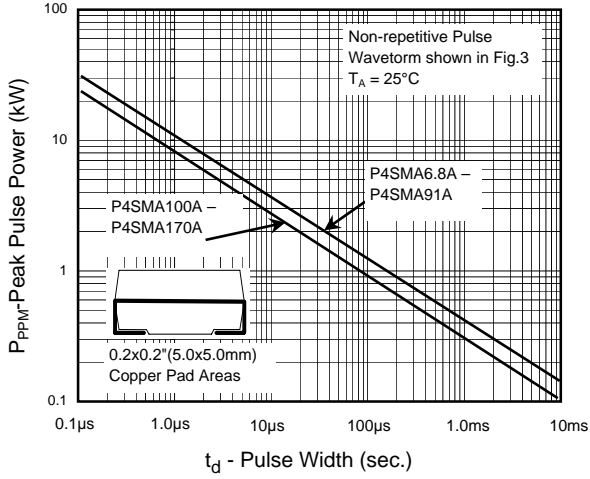


Fig.2 - Pulse Derating Curve

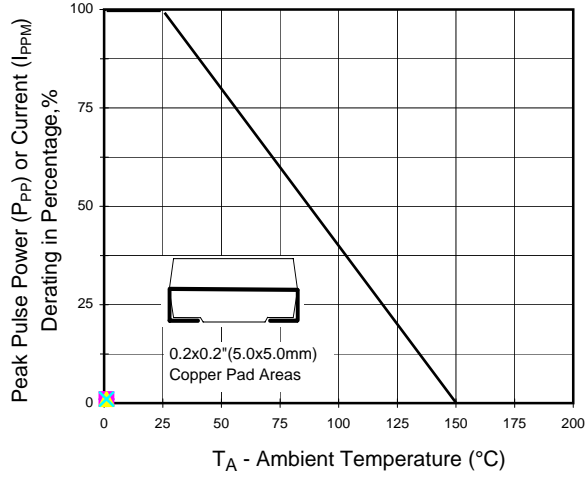


Fig.3 - Pulse Waveform

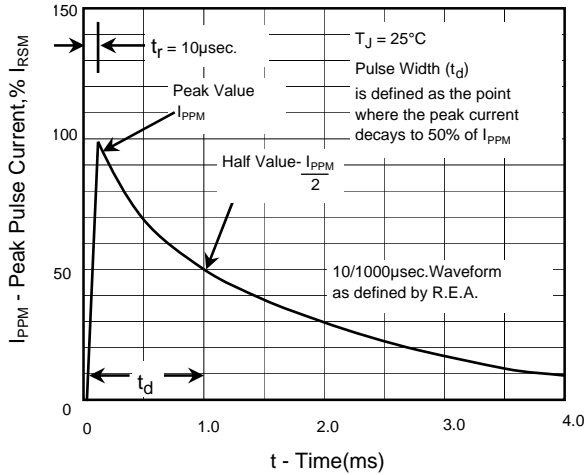


Fig.4 - Typical Junction Capacitance

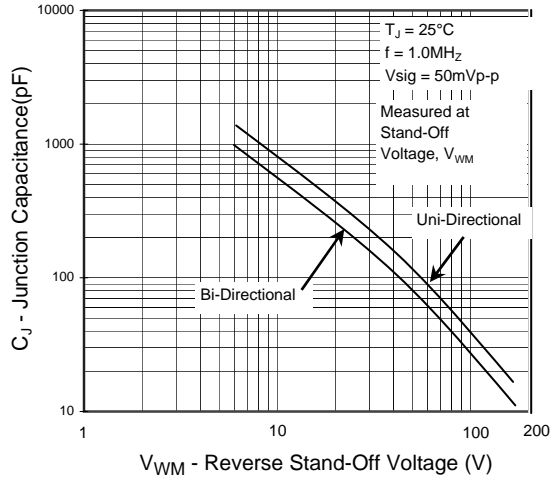


Fig.5 - Typ. Transient Thermal Impedance

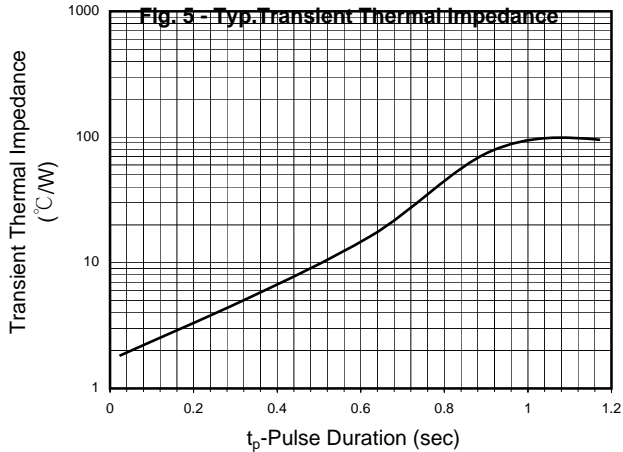
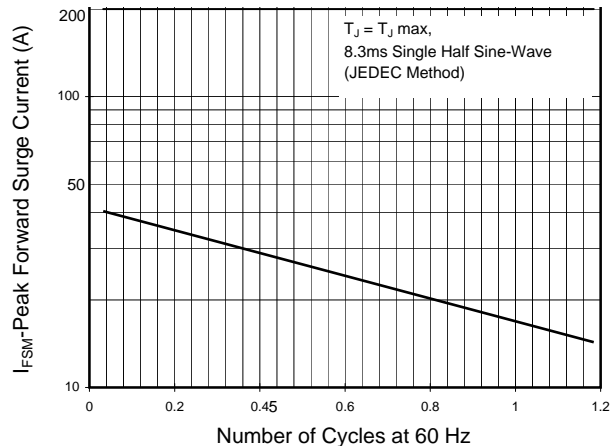


Fig.6 - Maximum Non-Repetitive Peak Forward Surge Current Uni-Directional Only



MDE Semiconductor, Inc.

78-150 Calle Tampico, Unit 210, La Quinta, CA., USA 92253 Tel: 760-564-8656 • Fax: 760-564-2414
1-800-831-4881 Email: sales@mdesemiconductor.com Web: www.mdesemiconductor.com

400 Watt TVS

P4SMA PART NUMBER			MARKING CODE		REVERSE STAND- OFF VOLTAGE V _{RWM} (V)	BREAKDOWN VOLTAGE V _{BR} (V) MIN.@I _T	BREAKDOWN VOLTAGE V _{BR} (V) MAX.@I _T	TEST CURRENT I _T (mA)	MAXIMUM CLAMPING VOLTAGE @I _{pp} V _c (V)	PEAK PULSE CURRENT I _{pp} (A)	REVERSE LEAKAGE @ VRWM IR(μA)
			UNI- POLAR	BI- POLAR							
P4SMA	6.8A	6.8CA	6V8A	6V8C	5.80	6.45	7.14	10	10.5	39.0	1000
P4SMA	7.5A	7.5CA	7V5A	7V5C	6.40	7.13	7.88	10	11.3	36.3	500
P4SMA	8.2A	8.2CA	8V2A	8V2C	7.02	7.79	8.61	10	12.1	33.9	200
P4SMA	9.1A	9.1CA	9V1A	9V1C	7.78	8.65	9.55	1	13.4	30.6	50
P4SMA	10A	10CA	10A	10C	8.55	9.50	10.50	1	14.5	28.3	10
P4SMA	11A	11CA	11A	11C	9.40	10.50	11.60	1	15.6	26.3	5
P4SMA	12A	12CA	12A	12C	10.20	11.40	12.60	1	16.7	24.6	5
P4SMA	13A	13CA	13A	13C	11.10	12.40	13.70	1	18.2	22.5	5
P4SMA	15A	15CA	15A	15C	12.80	14.30	15.80	1	21.2	19.3	5
P4SMA	16A	16CA	16A	16C	13.60	15.20	16.80	1	22.5	18.2	5
P4SMA	18A	18CA	18A	18C	15.30	17.10	18.90	1	25.5	16.1	5
P4SMA	20A	20CA	20A	20C	17.10	19.00	21.00	1	27.7	14.8	5
P4SMA	22A	22CA	22A	22C	18.80	20.90	23.10	1	30.6	13.4	5
P4SMA	24A	24CA	24A	24C	20.50	22.80	25.20	1	33.2	12.3	5
P4SMA	27A	27CA	27A	27C	23.10	25.70	28.40	1	37.5	10.9	5
P4SMA	30A	30CA	30A	30C	25.60	28.50	31.50	1	41.4	9.9	5
P4SMA	33A	33CA	33A	33C	28.20	31.40	34.70	1	45.7	9.0	5
P4SMA	36A	36CA	36A	36C	30.80	34.20	37.80	1	49.9	8.2	5
P4SMA	39A	39CA	39A	39C	33.30	37.10	41.00	1	53.9	7.6	5
P4SMA	43A	43CA	43A	43C	36.80	40.90	45.20	1	59.3	6.9	5
P4SMA	47A	47CA	47A	47C	40.20	44.70	49.40	1	64.8	6.3	5
P4SMA	51A	51CA	51A	51C	43.60	48.50	53.60	1	70.1	5.8	5
P4SMA	56A	56CA	56A	56C	47.80	53.20	58.80	1	77.0	5.3	5
P4SMA	62A	62CA	62A	62C	53.00	58.90	65.10	1	85.0	4.8	5
P4SMA	68A	68CA	68A	68C	58.10	64.60	71.40	1	92.0	4.5	5
P4SMA	75A	75CA	75A	75C	64.10	71.30	78.80	1	103.0	4.0	5
P4SMA	82A	82CA	82A	82C	70.10	77.90	86.10	1	113.0	3.6	5
P4SMA	91A	91CA	91A	91C	77.80	86.50	95.50	1	125.0	3.3	5
P4SMA	100A	100CA	100A	100C	85.50	95.00	105.00	1	137.0	3.0	5
P4SMA	110A	110CA	110A	110C	94.00	105.00	116.00	1	152.0	2.7	5
P4SMA	120A	120CA	120A	120C	102.00	114.00	126.00	1	165.0	2.5	5
P4SMA	130A	130CA	130A	130C	111.00	124.00	137.00	1	179.0	2.3	5
P4SMA	150A	150CA	150A	150C	128.00	143.00	158.00	1	207.0	2.0	5
P4SMA	160A	160CA	160A	160C	136.00	152.00	168.00	1	219.0	1.9	5
P4SMA	170A	170CA	170A	170C	145.00	162.00	179.00	1	234.0	1.8	5
P4SMA	180A	180CA	180A	180C	154.00	171.00	189.00	1	246.0	1.7	5
P4SMA	200A	200CA	200A	200C	171.00	190.00	210.00	1	274.0	1.5	5
P4SMA	220A	220CA	220A	220C	185.00	209.00	231.00	1	328.0	1.3	5
P4SMA	250A	250CA	250A	250C	214.00	237.00	263.00	1	344.0	1.2	5
P4SMA	300A	300CA	300A	300C	256.00	285.00	315.00	1	414.0	1.0	5
P4SMA	350A	350CA	350A	350C	300.00	332.00	368.00	1	482.0	0.9	5
P4SMA	400A	400CA	400A	400C	342.00	380.00	420.00	1	548.0	0.8	5
P4SMA	440A	440CA	440A	440C	376.00	418.00	462.00	1	602.0	0.7	5
P4SMA	480A	480CA	480A	480C	408.00	456.00	504.00	1	658.0	0.6	5
P4SMA	510A	510CA	510A	510C	434.00	485.00	535.00	1	698.0	0.6	5
P4SMA	530A	530CA	530A	530C	450.00	503.50	556.50	1	725.0	0.6	5
P4SMA	540A	540CA	540A	540C	459.00	513.00	567.00	1	740.0	0.5	5
P4SMA	550A	550CA	550A	550C	467.00	522.50	577.50	1	760.0	0.5	5

For bidirectional type having Vrwm of 10 volts and less, the IR limit is double.

The available parts are "A" type only, the parts without A (VBR is ± 10%) are not available.

Certified RoHS Compliant
UL File # E223026