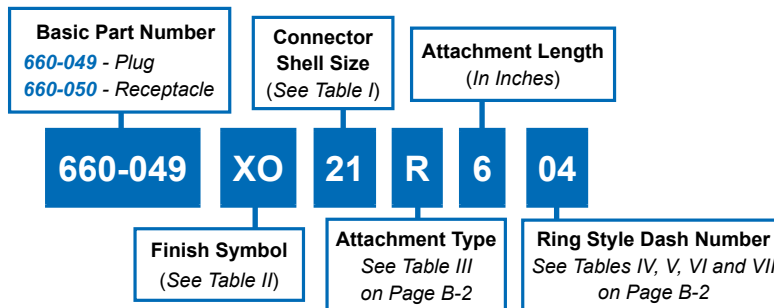
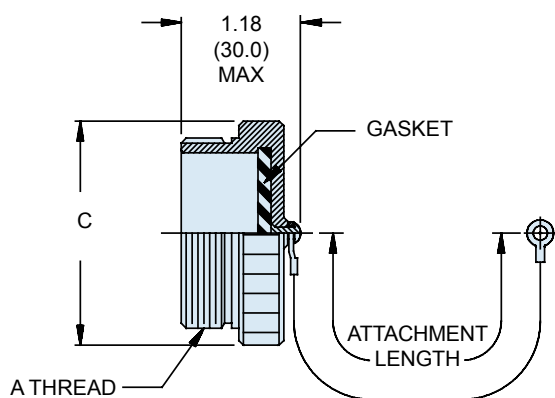


660-049 • 660-050
Composite MIL-DTL-38999 Series III
Protective Covers



660-049
MIL-DTL-38999/32
PLUG COVER



660-050
MIL-DTL-38999/33
RECEPTACLE COVER

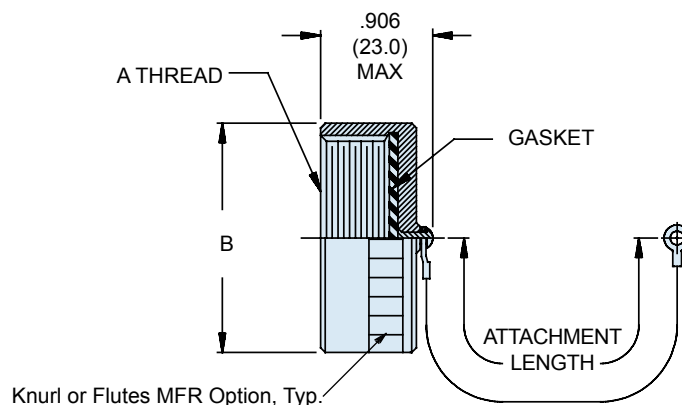


TABLE I: CONNECTOR SHELL SIZE ORDER NUMBER

SHELL SIZE	A THREAD	B DIA MAX	C DIA MAX
09	.6250 -0.1P-0.3L-TS	.906 (23.0)	.990 (25.1)
11	.7500 -0.1P-0.3L-TS	1.024 (26.0)	1.105 (28.1)
13	.8750 -0.1P-0.3L-TS	1.220 (31.0)	1.235 (31.4)
15	1.0000 -0.1P-0.3L-TS	1.300 (33.0)	1.290 (32.8)
17	1.1875 -0.1P-0.3L-TS	1.457 (37.0)	1.460 (37.1)
19	1.2500 -0.1P-0.3L-TS	1.575 (40.0)	1.560 (39.6)
21	1.3750 -0.1P-0.3L-TS	1.732 (44.0)	1.680 (42.7)
23	1.5000 -0.1P-0.3L-TS	1.811 (46.0)	1.810 (46.0)
25	1.6250 -0.1P-0.3L-TS	1.969 (50.0)	2.050 (52.1)

TABLE II

Symbol	Finish Description
XB	No Plating - Black Color (Non-Conductive Finish)
XM	2000 Hour Corrosion Resistant Electroless Nickel
XMT	2000 Hour Corrosion Resistant Ni-PTFE, Nickel-Fluorocarbon Polymer. 1000 Hour Grey™
XO	No Plating - Brown Color (Non-Conductive Finish)
XW	2000 Hour Corrosion Resistant Cadmium/Olive Drab over Electroless Nickel

Metric dimensions (mm) are in parentheses and are for reference only.