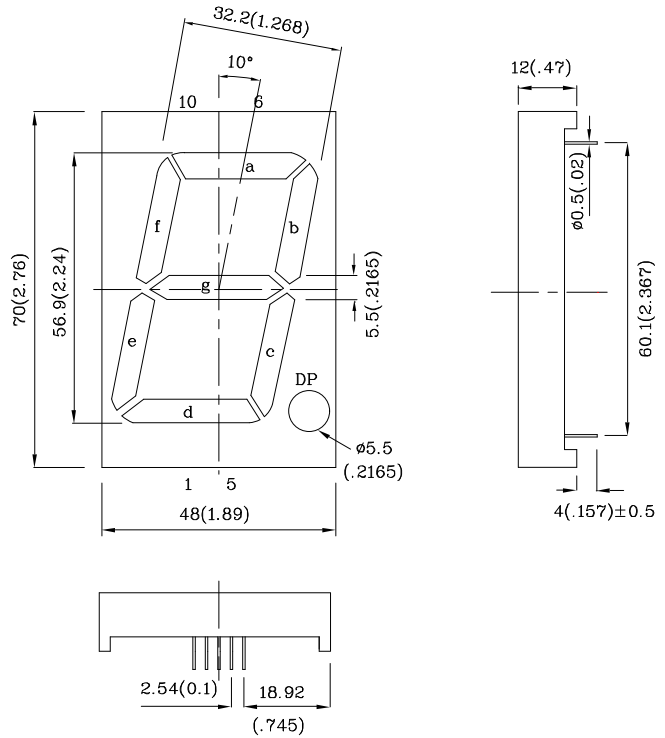
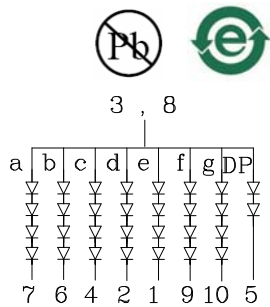


**Features**

- 2.3 INCH DIGIT HEIGHT.
- LOW CURRENT OPERATION.
- EXCELLENT CHARACTER APPEARANCE.
- HIGH LIGHT OUTPUT.
- EASY MOUNTING ON P.C.BOARDS OR SOCKETS.
- MULTICOLOR AVAILABLE.
- MECHANICALLY RUGGED.
- STANDARD : GRAY FACE, WHITE SEGMENT.
- RoHS COMPLIANT.



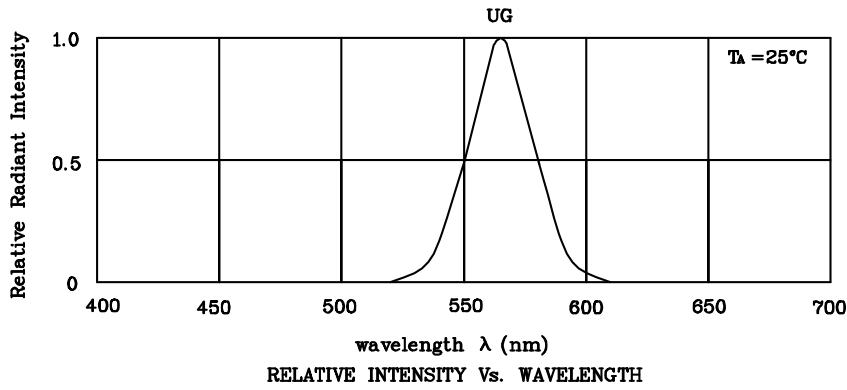
Notes:

1. All dimensions are in millimeters (inches).
2. Tolerance is  $\pm 0.25(0.01)$ " unless otherwise noted.
3. Specifications are subject to change without notice.

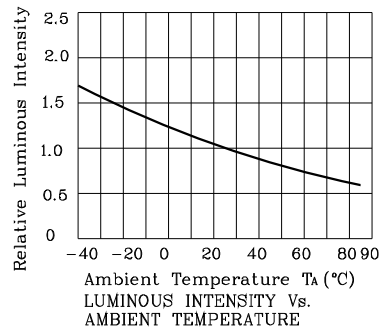
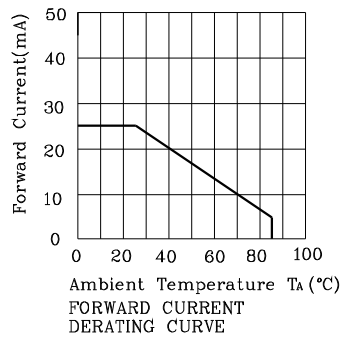
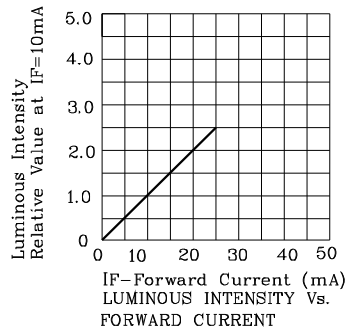
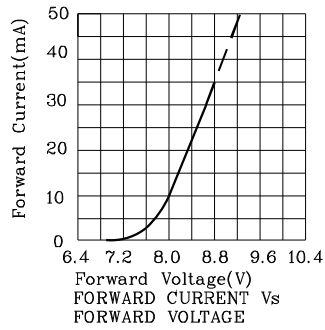
Absolute Maximum Ratings (TA=25°C)		UG (GaP)	Unit
Reverse Voltage Per Segment Or ( DP)	VR	20(10)	V
Forward Current Per Segment Or ( DP)	IF	25(25)	mA
Forward Current (peak) Per Segment Or ( DP) 1/10Duty Cycle 0.1ms Pulse Width	iFS	140	mA
Power Dissipation Per Segment Or ( DP)	PT	250(125)	mW
Operating Temperature	TA	-40 ~ +85	°C
Storage Temperature	Tstg	-40 ~ +85	
Lead Solder Temperature [2mm Below Package Base]	260°C For 3~ 5 Seconds		

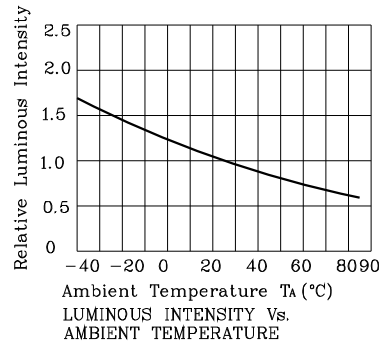
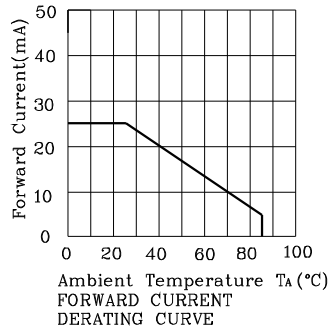
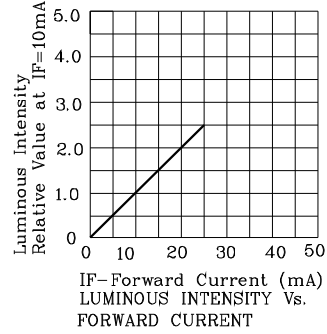
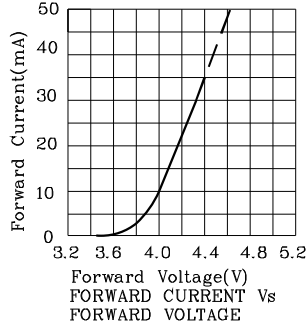
Operating Characteristics (TA=25°C)	UG (GaP)	Unit
Forward Voltage (Typ.) Per Segment Or ( DP) (IF=10mA)	VF	8.0(4.0) V
Forward Voltage (Max.) Per Segment Or ( DP) (IF=10mA)	VF	10.0(5.0) V
Reverse Current Per Segment Or (Dp) (VR=20(10)V)	IR	10 uA
Wavelength Of Peak Emission (Typ.) (IF=10mA)	$\lambda P$	565 nm
Wavelength Of Dominant Emission (Typ.) (IF=10mA)	$\lambda D$	568 nm
Spectral Line Full Width At Half-Maximum (Typ.) (IF=10mA)	$\Delta\lambda$	30 nm
Capacitance (Typ.) (VF=0V, f=1MHz)	C	15 pF

Part Number	Emitting Color	Emitting Material	Luminous Intensity (IF=10mA) ucd		Wavelength nm $\lambda P$	Description
			min.	typ.		
DUG57A	Green	GaP	12000	52990	565	Common Anode, Rt. Hand Decimal

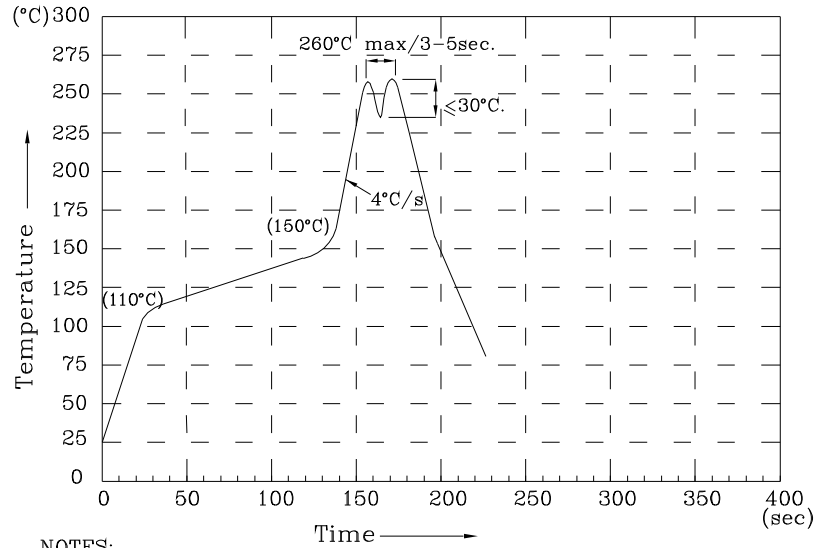


❖ UG





Wave Soldering Profile For Lead-free Through-hole LED.



NOTES:

1. Recommend the wave temperature 245°C~260°C. The maximum soldering temperature should be less than 260°C.
2. Do not apply stress on epoxy resins when temperature is over 85 degree°C.
3. The soldering profile apply to the lead free soldering (Sn/Cu/Ag alloy).
4. No more than once.

Remarks:

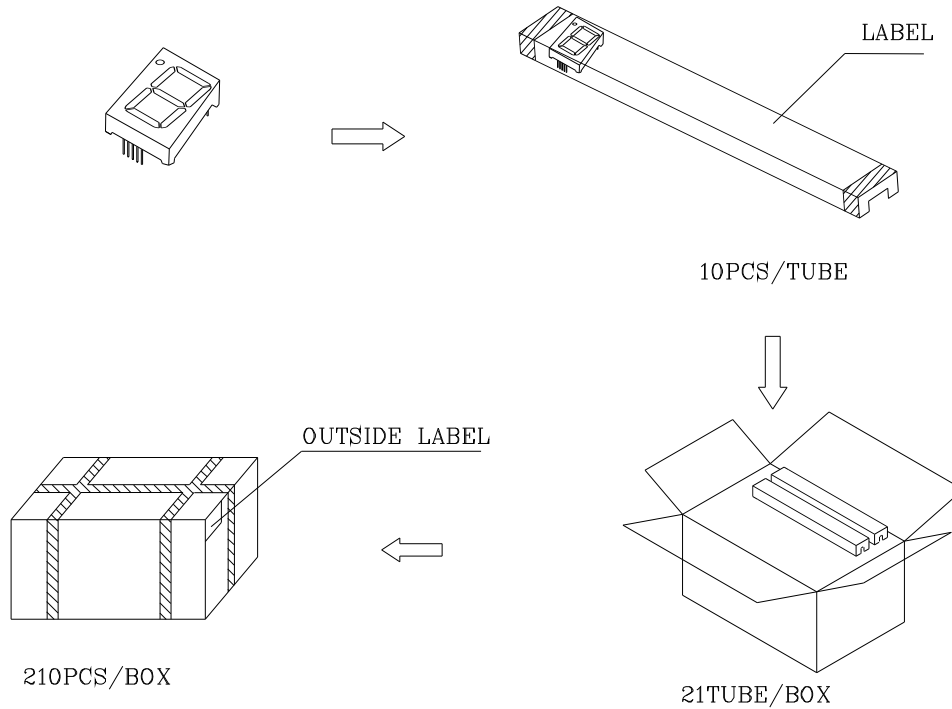
If special sorting is required (e.g. binning based on forward voltage, Luminous intensity / luminous flux, or wavelength), the typical accuracy of the sorting process is as follows:

1. Wavelength: +/-1nm
2. Luminous intensity / luminous flux: +/-15%
3. Forward Voltage: +/-0.1V

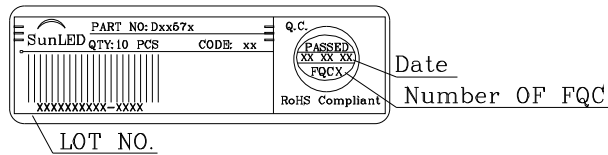
Note: Accuracy may depend on the sorting parameters.

**PACKING & LABEL SPECIFICATIONS**

**DUG57A**



Inside LABEL Paste On The IC-tube



Outside LABEL Paste On The Box

