

RS601 THRU RS607

SINGLE – PHASE BRIDGE RECTIFIERS

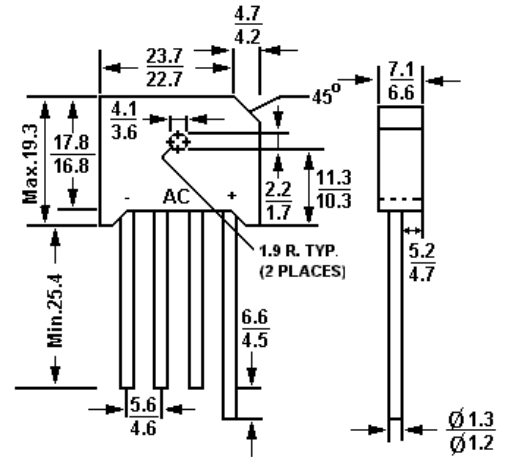
Reverse Voltage – 50 to 1000 Volts

Forward Current – 6.0 Amperes

RS-6

Features

- Ideal for printed circuit board
- Reliable low cost construction utilizing molded plastic technique
- Plastic material has Underwriters Laboratory Flammability Classification 94V-0.
- Surge overload rating: 200 amperes peak.
- Mounting Position: Any

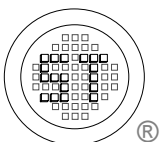


Dimensions in mm

Absolute Maximum Ratings and Characteristics


Ratings at 25°C ambient temperature unless otherwise specified. Resistive or inductive load, 60Hz, For capacitive load, derate current by 20%.

	Symbols	RS601	RS602	RS603	RS604	RS605	RS606	RS607	Units
Maximum repetitive peak reverse voltage	V_{RRM}	50	100	200	400	600	800	1000	V
Maximum RMS bridge input voltage	V_{RMS}	35	70	140	280	420	560	700	V
Maximum DC blocking voltage	V_{DC}	50	100	200	400	600	800	1000	V
Maximum average forward rectified output current at $T_C = 100^\circ\text{C}$, $T_A = 65^\circ\text{C}/40^\circ\text{C}/45^\circ\text{C}$	$I_{(AV)}$	6							A
Peak forward surge current 8.3ms single half sine-wave superimposed on rated load (MIL-STD-750 method 4066)	I_{FSM}	250							A
Maximum instantaneous forward voltage drop per element at 6.0A	V_F	1							V
Maximum DC reverse leakage at rated $T_A = 25^\circ\text{C}$	I_R	10							μA
DC blocking voltage per element $T_C = 100^\circ\text{C}$		200							μA
Operating and storage temperature range	T_J, T_S	-65 to +150							$^\circ\text{C}$



SEMTECH ELECTRONICS LTD.

(Subsidiary of Semtech International Holdings Limited, a company listed on the Hong Kong Stock Exchange, Stock Code: 724)



ISO/TS 16949 : 2002
Certificate No. 05103



ISO 14001
Certificate No. 7116



ISO 9001 : 2000
Certificate No. 050-100-000-000

Dated : 23/06/2003