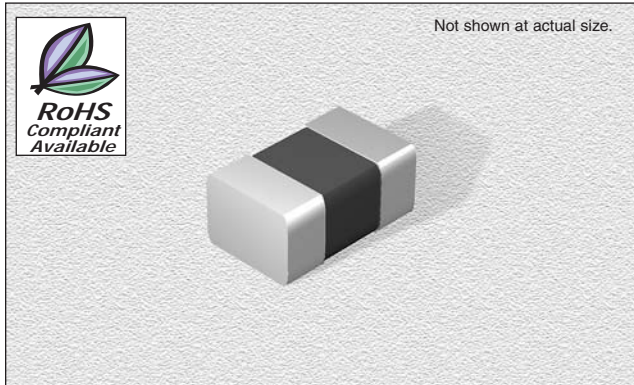


CTML1206 Series

From .047 μH to 33 μH

ENGINEERING KIT #17



CHARACTERISTICS

Description: Ferrite core, multi-layer chip inductor. Magnetic shielded.

Applications: LC resonant circuits such as oscillator and signal generators, RF filters, disk drives, audio and video equipment, TV, radio and telecommunication equipment

Operating Temperature: -55°C to +125°C

Inductance Tolerance: $\pm 10\%$ & $\pm 20\%$

Testing: Inductance and Q are tested on an HP4285A or HP4286A at specified frequency

Packaging: Tape & Reel

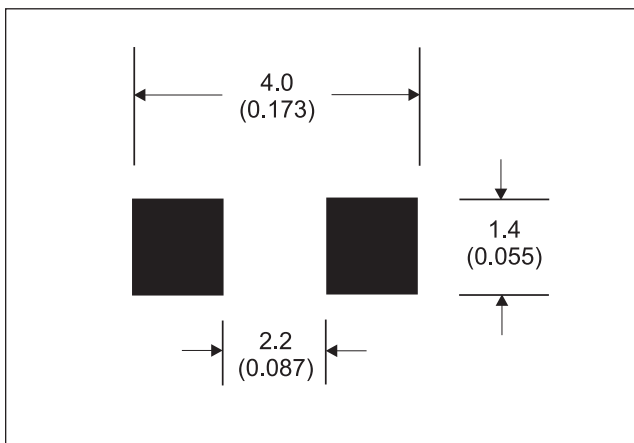
Miscellaneous: RoHS Compliant available.

Marking: Reels marked with inductance code and tolerance

Additional Information: Additional electrical & physical information available upon request

Samples available. See website for ordering information.

PAD LAYOUT



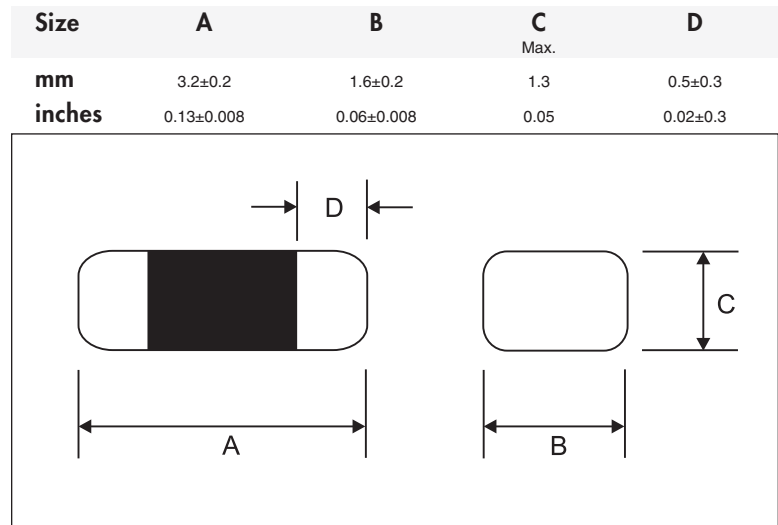
SPECIFICATIONS

Please specify tolerance code when ordering.
CTML1206-R10_ ← K = $\pm 10\%$, M = $\pm 20\%$

CTML1206E Please specify "F" for RoHS compliant

Part Number	Inductance (μH)	L Test Freq. (MHz)	Q Factor Min.	Q Test Freq. (MHz)	SRF Min. (MHz)	DCR Max. (Ω)	Rated DC (mA)
CTML1206_R047M	.047	50	25	50	320	.15	300
CTML1206_R068M	.068	50	25	50	280	.25	300
CTML1206_R082M	.082	50	25	50	250	.25	300
CTML1206_R10_	.10	25	30	25	235	.25	250
CTML1206_R12_	.12	25	30	25	250	.30	250
CTML1206_R15_	.15	25	30	25	200	.30	250
CTML1206_R18_	.18	25	30	25	185	.40	250
CTML1206_R22_	.22	25	30	25	170	.50	250
CTML1206_R27_	.27	25	30	25	150	.50	250
CTML1206_R33_	.33	25	30	25	145	.60	250
CTML1206_R39_	.39	25	30	25	135	.50	200
CTML1206_R47_	.47	25	30	25	125	.60	200
CTML1206_R56_	.56	25	30	25	115	.70	150
CTML1206_R68_	.68	25	30	25	105	.80	150
CTML1206_R82_	.82	25	30	25	100	.90	150
CTML1206_R100_	1.0	10	45	10	75	.40	100
CTML1206_R120_	1.2	10	45	10	65	.50	100
CTML1206_R150_	1.5	10	45	10	60	.50	50
CTML1206_R180_	1.8	10	45	10	55	.50	50
CTML1206_R220_	2.2	10	45	10	50	.60	50
CTML1206_R270_	2.7	10	45	10	45	.60	50
CTML1206_R330_	3.3	10	45	10	41	.70	50
CTML1206_R390_	3.9	10	45	10	38	.80	50
CTML1206_R470_	4.7	10	45	10	35	.90	50
CTML1206_R560_	5.6	4.0	45	4.0	32	.70	25
CTML1206_R680_	6.8	4.0	45	4.0	29	.90	25
CTML1206_R820_	8.2	4.0	45	4.0	26	.90	25
CTML1206_R1000_	10	2.0	45	2.0	24	1.0	25
CTML1206_R1200_	12	2.0	45	2.0	22	1.0	15
CTML1206_R1500_	15	1.0	35	1.0	19	.70	5.0
CTML1206_R1800_	18	1.0	35	1.0	18	.70	5.0
CTML1206_R2200_	22	1.0	30	1.0	16	.90	5.0
CTML1206_R2700_	27	1.0	30	1.0	14	.90	5.0
CTML1206_R3300_	33	.40	30	.40	13	1.0	5.0

PHYSICAL DIMENSIONS



12.14.06