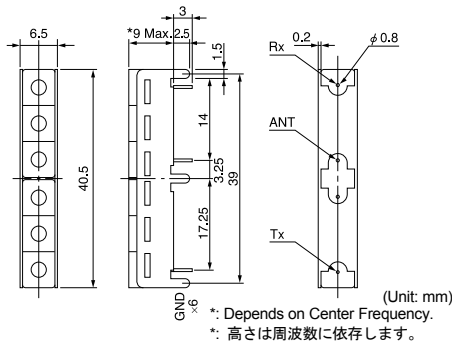
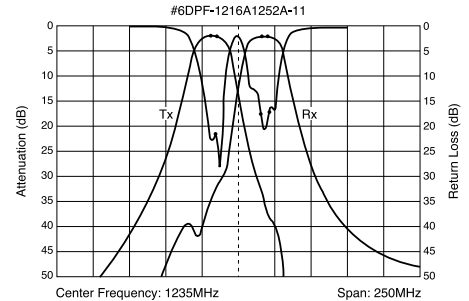


TYPE #6DPF Antenna Duplexers アンテナデュプレクサ

Frequency Range: 700~1500MHz
Temperature Range: -40°C~+85°C



Typical Characteristics 代表特性例



SELECTION GUIDE FOR STANDARD DEVICES

- The Part Number shown in the table below are standard devices, which are readily available. TOKO will design and manufacture modified and custom devices with specific characteristics to meet your requirements. If you do not find the devices for your application in this catalog, please contact our sales or representative office.
- RoHS compliant

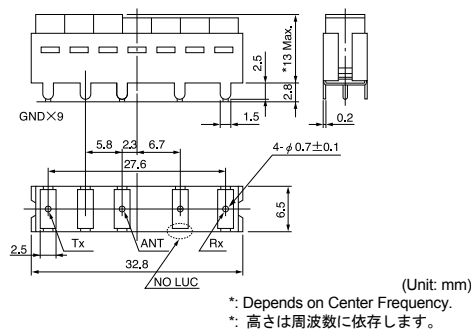

- 下記の表に示す製品番号は標準品です。TOKOは、お客様のご要望に合わせ設計、製作致しますので、お客様の用途に適合する仕様が見当たらない場合は、当社営業所または代理店にご連絡下さい。
- RoHS指令対応

TYPE #6DPF

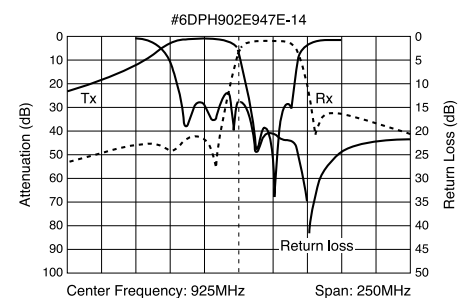
東光品番	送受信	中心周波数	帯域幅	挿入損失	帯域内リップル	V.S.W.R.	減衰量	許容入力電力
TOKO Part Number	Tx or Rx	Center Frequency (MHz)	Bandwidth (fo ± MHz)	Insertion Loss (dB) Max.	Ripple in BW (dB) Max.	V.S.W.R. in BW Max.	Attenuation (dB) Min. (MHz)	Maximum Input Power (W)
#6DPF-1216A1252A-11	Tx	1216.5	2.5	2.7	0.5	2.0	28 (1250)	1.0
	Rx	1252.5	2.5	2.7	0.5	2.0	28 (1219)	
#6DPF-1643G1553J-13	Tx	1643.5	17.0	2.5	1.0	2.0	40, 28 (1480, 1559)	1.0
	Rx	1553.25	23.25	2.5	1.0	2.0	7, 20 (1600, 1626.5)	

TYPE #6DPH Antenna Duplexers アンテナデュプレクサ

Frequency Range: 700~1500MHz
Temperature Range: -40°C~+85°C



Typical Characteristics 代表特性例



SELECTION GUIDE FOR STANDARD DEVICES

- The Part Number shown in the table below are standard devices, which are readily available. TOKO will design and manufacture modified and custom devices with specific characteristics to meet your requirements. If you do not find the devices for your application in this catalog, please contact our sales or representative office.
- RoHS compliant

- 下記の表に示す製品番号は標準品です。TOKOは、お客様のご要望に合わせ設計、製作致しますので、お客様の用途に適合する仕様が見当たらない場合は、当社営業所または代理店にご連絡下さい。
- RoHS指令対応

TYPE #6DPH

東光品番	送受信	中心周波数	帯域幅	挿入損失	帯域内リップル	V.S.W.R.	減衰量	許容入力電力
TOKO Part Number	Tx or Rx	Center Frequency (MHz)	Bandwidth (fo ± MHz)	Insertion Loss (dB) Max.	Ripple in BW (dB) Max.	V.S.W.R. in BW Max.	Attenuation (dB) Min. (MHz)	Maximum Input Power (W)
#6DPH-902E947E-14	Tx	914.5	12.5	2.0	1.0	2.0	30 (935~960)	4.0
	Rx	959.5	12.5	2.5	1.0	2.0	25 (890~915)	
#6DPH-815D860D-10	Tx	815.5	9.5	1.8	0.5	2.0	43 (851~870)	5.0
	Rx	860.5	9.5	2.7	1.0	2.0	58 (806~825) 30 (941~960)	