

Filter Inductors, High Current High Current



FEATURES

- Printed circuit mounting
- Low cost construction
- Designed for use with switching power supplies
- Pre-tinned leads
- Protected by polyolefin tubing-flame retardant UL type VW-1 per MIL-I-23053/5, Class 3 requirements



**RoHS
COMPLIANT**

STANDARD ELECTRICAL SPECIFICATIONS

MODEL	IND.* at 1 kHz (μ H)	TOL.	SELF- RESONANT FREQ. MIN. (MHz)	DCR MAX. (Ohms)	RATED CURRENT (Max. Amps)
IHV-15-500	500	$\pm 10\%$	0.8	0.0500	15
IHV-20-200	200	$\pm 10\%$	1.2	0.0210	20
IHV-28-60	60	$\pm 10\%$	1.9	0.0085	28
IHV-30-150	150	$\pm 10\%$	2.1	0.0130	30
IHV-40-39	39	$\pm 10\%$	2.5	0.0048	40
IHV-45-92	92	$\pm 10\%$	2.9	0.0075	45
IHV-50-50	50	$\pm 10\%$	3.1	0.0045	50
IHV-60-24	24	$\pm 10\%$	5.7	0.0025	60

* Will not change more than $\pm 10\%$ at rated current

ELECTRICAL SPECIFICATIONS

Inductance: Measured at 1.0 V with no DC current

Dielectric: 2500 VRMS between winding and outer circumference to within 0.250" [6.35 mm] of the insulation sleeve edge

Operating Temperature: - 55 °C to + 125 °C (no load)
- 55 °C to + 75 °C (at full rated current)

MECHANICAL SPECIFICATIONS

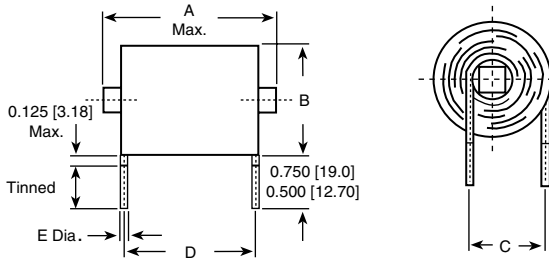
Terminals: Extensions of winding, solder coated

Encapsulant: Polyolefin tubing

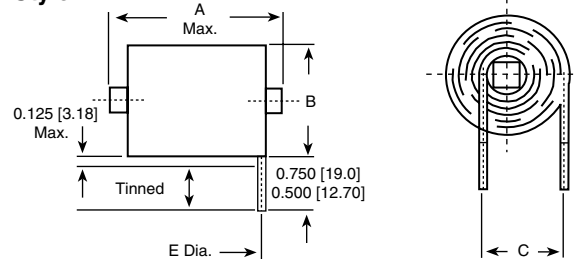
Core Material: Iron laminations

DIMENSIONS in inches [millimeters]

Style 1



Style 2



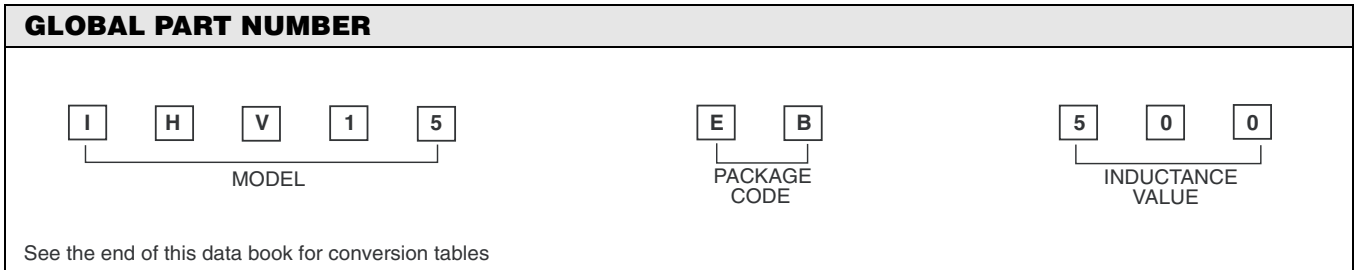
MODEL	STYLE	A (Max.)	B ± 0.050 [1.27]	C ± 0.062 [1.57]	D ± 0.062 [1.57]	E (Dia.)	TYPICAL WEIGHT (Grams)
IHV-15-500	1	2.45 [62.23]	1.45 [36.83]	0.980 [24.89]	1.95 [49.53]	0.082 [2.08]	305
IHV-20-200	2	2.45 [62.23]	1.45 [36.83]	0.980 [24.89]	-	0.102 [2.59]	310
IHV-28-60	2	2.45 [62.23]	1.02 [25.91]	0.770 [19.56]	-	0.102 [2.59]	160
IHV-30-150	2	2.45 [62.23]	1.65 [41.91]	1.080 [27.43]	-	0.129 [3.28]	470
IHV-40-39	2	2.45 [62.23]	1.15 [29.21]	0.820 [20.83]	-	0.129 [3.28]	210
IHV-45-92	2	2.55 [64.77]	1.92 [48.77]	1.210 [30.73]	-	0.162 [4.11]	650
IHV-50-50	1	2.55 [64.77]	1.57 [39.88]	1.050 [26.67]	2.10 [53.34]	0.162 [4.11]	420
IHV-60-24	2	2.45 [62.23]	1.27 [32.26]	0.890 [22.61]	-	0.162 [4.11]	270

MARKING

- Vishay Dale
- Model
- Date code



ORDERING INFORMATION				
IHV-15	500 μ H	10 %	EB	e2
MODEL	INDUCTANCE VALUE	INDUCTANCE TOLERANCE	PACKAGE CODE	JEDEC LEAD (Pb)-FREE STANDARD





Disclaimer

All product specifications and data are subject to change without notice.

Vishay Intertechnology, Inc., its affiliates, agents, and employees, and all persons acting on its or their behalf (collectively, "Vishay"), disclaim any and all liability for any errors, inaccuracies or incompleteness contained herein or in any other disclosure relating to any product.

Vishay disclaims any and all liability arising out of the use or application of any product described herein or of any information provided herein to the maximum extent permitted by law. The product specifications do not expand or otherwise modify Vishay's terms and conditions of purchase, including but not limited to the warranty expressed therein, which apply to these products.

No license, express or implied, by estoppel or otherwise, to any intellectual property rights is granted by this document or by any conduct of Vishay.

The products shown herein are not designed for use in medical, life-saving, or life-sustaining applications unless otherwise expressly indicated. Customers using or selling Vishay products not expressly indicated for use in such applications do so entirely at their own risk and agree to fully indemnify Vishay for any damages arising or resulting from such use or sale. Please contact authorized Vishay personnel to obtain written terms and conditions regarding products designed for such applications.

Product names and markings noted herein may be trademarks of their respective owners.