

# ACP-2000/ IPC-602

## 2U 6-Slot Rackmount Chassis with Front USB and PS/2 Interfaces



### Features



- 2U-high rackmount chassis supports up to 6 cards
- Butterfly backplane design
- Front-accessible USB and PS/2 connectors
- 250 W / 300 W AC ATX and DC power supply options
- Two 40-CFM cooling fans with air filter
- Recommended CPU cards for optimum integration
- Lockable front door prevents unauthorized access
- System alarm notification by front LED indicators (ACP-2000 only)



### Specifications

Drive Bay	Slim Optical Disk Drive	Front-accessible	Internal
	3.5"	1/-	-/1
	5.25"	2/1	-
Cooling	Fan	2 (47 CFM each)/2 (40 CFM each)	
	Air Filter	Yes	
Front I/O Interface	USB	2	
	PS/2	1	
Miscellaneous	Notification LEDs	Power & HDD activity; Fan & Temperature for ACP-2000 only	
	Rear Panel	Reserved one 9-pin D-Sub opening	
Environment	Temperature	Operating	Non-Operating
		0 ~ 40° C (32 ~ 104° F)	-20 ~ 60° C (-4 ~ 140° F)
	Humidity	10 ~ 85 % @ 40° C, non-condensing	10 ~ 95 % @ 40° C, non-condensing
	Vibration (5 ~ 500 Hz)	0.5 Grms	2 G
	Shock	10 G (with 11 ms duration, half sine wave)	30 G
Physical Characteristics	Dimensions (W x H x D)	482 x 88 x 450 mm (19" x 3.5" x 17.7")	
	Weight	11.5 kg (25.3 lb)/11.3 kg (24.9 lb)	

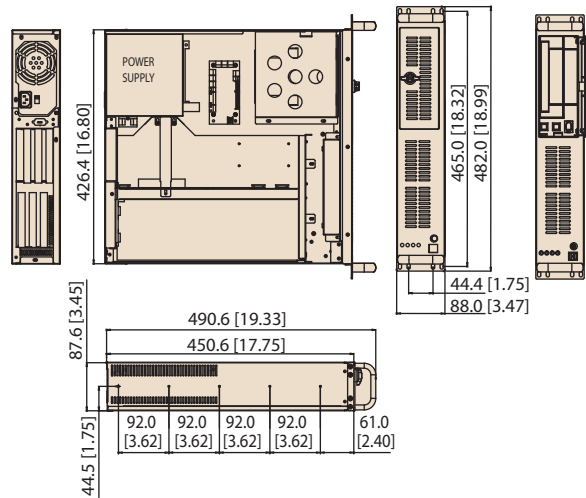
### Front View of IPC-602



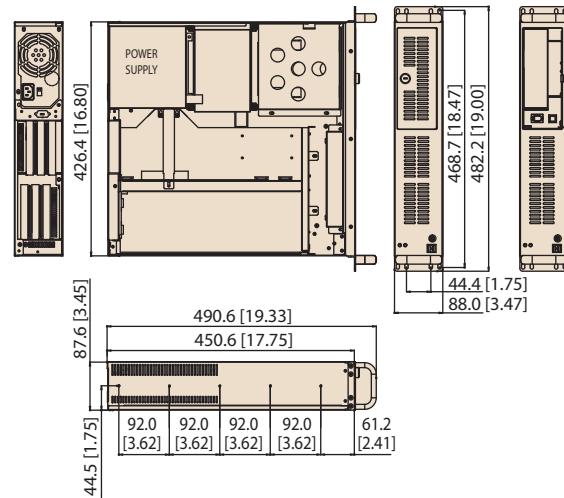
## Dimensions

Unit: mm (inch)

### ACP-2000



### IPC-602



## Power Supply Options

Part Number	Watt	Input	Output	Specifications Mini-load	Safety	MTBF
PS-250ATX-ZE (ATX, PFC) (IPC-602 only)	250 W	AC 115/230 V (selectable)	+5 V @ 27 A, +3.3 V @ 20 A +12 V @ 13 A, -12 V @ 0.8 A -5 V @ 0.3 A, +5 Vsb @ 2 A	+5 V @ 1.5 A, +3.3 V @ 0.3 A	UL/TUV/CB/CCC	100,000 hours @ 25° C
PS-300ATX-ZBE (ATX, PFC)	300 W	AC 100 ~ 240 V (full range)	+5 V @ 30 A, +3.3 V @ 28 A +12 V @ 15 A, -12 V @ 0.8 A -5 V @ 0.3 A, +5 Vsb @ 2 A	+5 V @ 0.5 A, +12 V @ 0.5 A	UL/TUV/CB/CCC	100,000 hours @ 25° C
PS-400ATX-ZBE (ATX, PFC)	400 W	AC 100 ~ 240 V (full range)	+5 V @ 35 A, +3.3 V @ 28 A +12 V @ 30 A, -12 V @ 0.8 A -5 V @ 0.5 A, +5 Vsb @ 2 A	+5 V @ 3 A, +12 V @ 1 A +5 Vsb @ 0.1 A	UL/TUV/CB/CCC	91,000 hours @ 25° C
PS-300ATX-DC48E (ATX)	300 W	DC -48 V	+3.3 V @ 28 A, +5 V @ 30 A, +12 V @ 15 A, -5 V @ 0.3 A, -12 V @ 0.8 A, +5 Vsb @ 2 A	+5 V @ 0.3 A, +3.3 V @ 0.3 A, +12 V @ 0.2 A	UL/TUV/CB/CCC	100,000 hours @ 25° C
RPS-300ATX-ZE (ATX, PFC) (ACP-2000 only)	300 W	AC 100 ~ 240 V (full range)	+5 V @ 25 A, +3.3 V @ 18 A +12 V @ 16 A, -12 V @ 0.5 A -5 V @ 0.5 A, +5 Vsb @ 2 A	+5 V @ 3 A, +3.3 V @ 1 A +12 V @ 2 A, +5Vsb @ 0.1 A	UL/TUV/CB/CCC	100,000 hours @ 25° C

## Accessories

Part Number	Description
1701400652	HDD cable, ATA 66/100, 45 cm + 20 cm
1750000257	2U-high P4 Socket 478 CPU cooler up to 3.2 GHz (89 W)
1750000432	Low profile P4 CPU cooler up to 2.8 GHz (0.13 micron 70 W)
96CD-52X-I-AS-B3	Black 5.25" 52X CD-ROM
96DVR-40X-I-AS-B	Black 5.25" 16X/40X/24X DVDRW-ROM
96FDD-144-TE-B1	Black 3.5" FDD
SCD-COMBOE	Black 5.25" compact storage kit with slim 24X CD-ROM and a 3.5" drive bay for FDD or HDD
SDVD-COMBOE	Black 5.25" compact storage kit with slim 8X DVD + 24X CD-RW and a 3.5" drive bay for HDD/FDD
SCD-FDD-COMBOE	Black 5.25" storage kit with slim 24X CD-ROM and standard 3.5" black FDD
SDVD-FDD-COMBOE	Black 5.25" storage kit with slim 8X DVD + 24X CD-RW and standard 3.5" FDD
199902K000	Door filter 156 x 45 x 5 mm
1990001949	Fan filter 165 x 58 mm

## Ordering Information

Part Number	Power Supply	Backplane	Regulation
<b>PICMG 1.0</b>			
ACP-2000P3-00XE	Without power supply, with ATX switch	989K610621E (PCA-6106P3V)	-
ACP-2000P3-30ZE	PS-300ATX-ZBE		CE
ACP-2000P4-00XE	Without power supply, with ATX switch	989K610510E (PCA-6105P4V)	-
ACP-2000P4-30ZE	PS-300ATX-ZBE		CE
IPC-602P3-00XBE	Without power supply, with ATX switch	989K610621E (PCA-6106P3V)	-
IPC-602P3-25ZBE	PS-250ATX-ZE		CE
IPC-602P3-30ZBE	PS-300ATX-ZBE		CE
IPC-602P4-00XBE	Without power supply, with ATX switch	989K610510E (PCA-6105P4V)	-
IPC-602P4-25ZBE	PS-250ATX-ZE		CE
IPC-602P4-30ZBE	PS-300ATX-ZBE		CE
<b>PICMG 1.3</b>			
ACP-2000EBP-00XE	Without power supply, with ATX switch	-	-
ACP-2000EBP-30ZE	PS-300ATX-ZBE	-	CE
IPC-602EBP-00XBE	Without power supply, with ATX switch	-	-
IPC-602EBP-30ZBE	PS-300ATX-ZBE	-	CE