


CTGS43 Series

From 1.0 μH to 68 μH

ENGINEERING KIT #7



SPECIFICATIONS

Parts are marked to indicate tolerance available.

K = $\pm 10\%$, M = $\pm 20\%$

CTGS43E Please specify "F" for RoHS Compliant

Part Number	Inductance (μH)	L Test Freq. (MHz)	DCR Max. (Ω)	Rated DC (A)
CTGS43_-1R0M	1.0	7.96	0.033	3.80
CTGS43_-1R4M	1.4	7.96	0.038	3.30
CTGS43_-1R8M	1.8	7.96	0.042	2.91
CTGS43_-2R2M	2.2	7.96	0.047	2.60
CTGS43_-2R7M	2.7	7.96	0.052	2.43
CTGS43_-3R3M	3.3	7.96	0.058	2.15
CTGS43_-3R9M	3.9	7.96	0.076	1.98
CTGS43_-4R7M	4.7	7.96	0.094	1.70
CTGS43_-5R6M	5.6	7.96	0.101	1.60
CTGS43_-6R8M	6.8	7.96	0.117	1.41
CTGS43_-8R2M	8.2	7.96	0.132	1.26
CTGS43_-100M	10	2.52	0.182	1.15
CTGS43_-120M	12	2.52	0.210	1.05
CTGS43_-150M	15	2.52	0.235	0.92
CTGS43_-180M	18	2.52	0.338	0.84
CTGS43_-220M	22	2.52	0.378	0.76
CTGS43_-270M	27	2.52	0.522	0.71
CTGS43_-330K	33	2.52	0.540	0.64
CTGS43_-390K	39	2.52	0.587	0.59
CTGS43_-470K	47	2.52	0.844	0.54
CTGS43_-560K	56	2.52	0.937	0.50
CTGS43_-680K	68	2.52	1.117	0.46

CHARACTERISTICS

Description: SMD power inductor

Applications: VTR power supplies, OA equipment, LCD televisions, PC notebooks, portable communication equipment, DC/DC converters

Operating Temperature: -30°C to $+100^{\circ}\text{C}$

Inductance Tolerance: $\pm 10\%$, $\pm 20\%$

Testing: Inductance is tested on an HP4285A at specified frequency

Packaging: Tape & Reel

Marking: Marked with inductance code

Rated DC: The value of current when the inductance is 10% lower than its initial value at 0 Adc or D.C. current when at $\Delta T = 40^{\circ}\text{C}$ whichever is lower

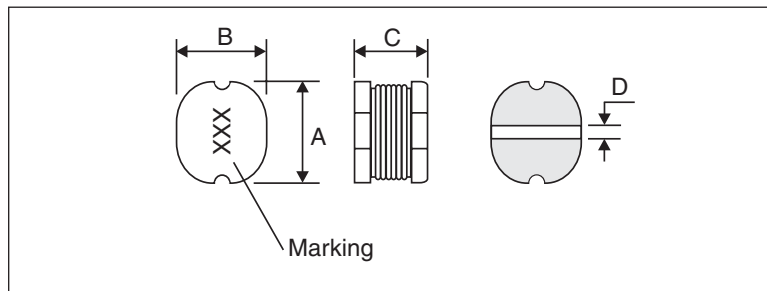
Miscellaneous: RoHS Compliant available.

Additional Information: Additional electrical & physical information available upon request

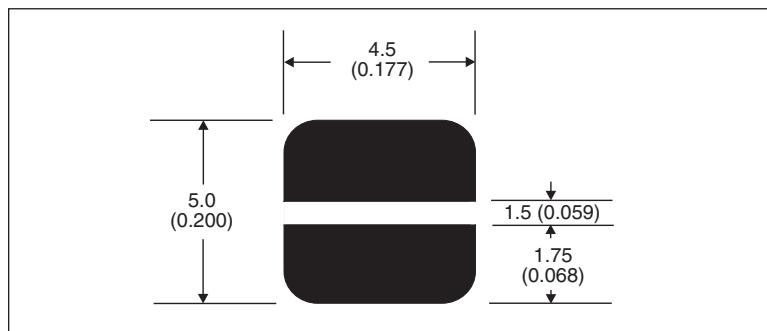
Samples available. See website for ordering information.

PHYSICAL DIMENSIONS

Size	A	B	C	D Typ.
mm	4.5 \pm 0.3	4.0 \pm 0.3	3.2 \pm 0.3	1.2
inches	0.18 \pm 0.012	0.16 \pm 0.012	0.13 \pm 0.012	0.05



PAD LAYOUT



11.02.06