

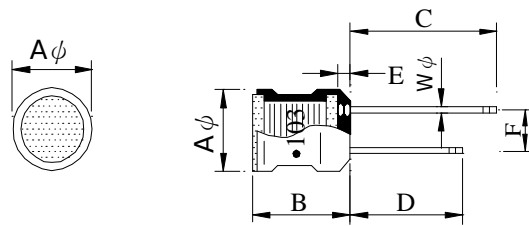
SPECIFICATION FOR APPROVAL

REF : 20081211-A

PAGE: 1

PROD. NAME	RADIAL INDUCTOR	ABC'S DWG NO.	RB1010□□□□L□-□□
		ABC'S ITEM NO.	

I . CONFIGURATION & DIMENSIONS :



A	: 10.7±0.8	m/m
B	: 11.0±0.8	m/m
C	: 18.0±3.0	m/m
D	: 15.0±3.0	m/m
E	: 1.5 max.	m/m
F	: 7.0±0.8	m/m
Wφ	: 0.80	m/m

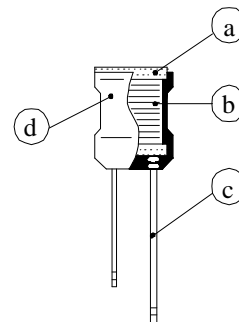
Marking : " ● " : 103

II . SCHEMATIC DIAGRAM :



III . MATERIALS :

- a . Core : Ferrite DR core 10x10
- b . Wire : Enamelled copper wire (Class F)
- c . Lead : Sn/Ag/Cu
- d . Tube : Sheinkable tube 125°C , 600V
- e . Remark : Products comply with RoHS' requirements



IV . ELECTRICAL CHARACTERISTICS :

- a . Temp. rise : 20°C max. at rated current.
- b . Storage temp. : -40°C---- +105°C
- c . Operating temp. : -25°C---- +85°C

AR-001A

SPECIFICATION FOR APPROVAL

REF : 20081211-A

PAGE: 2

PROD. NAME	RADIAL INDUCTOR	ABC'S DWG NO.	RB1010□□□□L□-□□□
		ABC'S ITEM NO.	

V . ELECTRICAL CHARACTERISTICS :

DWG No.	Inductance (uH)	Q min.	Test Freq. (Hz)		SRF (MHz) min.	RDC (Ω) max.	IDC (mA) max.
			L	Q			
RB1010101□L□-□□□	100 ± 10%	30	1V/1K	0.796M	3.500	0.12	900
RB1010121□L□-□□□	120 ± 10%	40	1V/1K	0.796M	3.000	0.18	820
RB1010151□L□-□□□	150 ± 10%	35	1V/1K	0.796M	2.800	0.20	780
RB1010181□L□-□□□	180 ± 10%	30	1V/1K	0.796M	2.600	0.23	680
RB1010221□L□-□□□	220 ± 10%	30	1V/1K	0.796M	2.200	0.28	620
RB1010271□L□-□□□	270 ± 10%	28	1V/1K	0.796M	2.000	0.32	520
RB1010331□L□-□□□	330 ± 10%	22	1V/1K	0.796M	1.800	0.38	480
RB1010391□L□-□□□	390 ± 10%	20	1V/1K	0.796M	1.700	0.43	430
RB1010471□L□-□□□	470 ± 10%	17	1V/1K	0.796M	1.600	0.50	400
RB1010561□L□-□□□	560 ± 5%	18	1V/1K	0.796M	1.500	0.65	370
RB1010681□L□-□□□	680 ± 5%	15	1V/1K	0.796M	1.300	0.80	330
RB1010821□L□-□□□	820 ± 5%	18	1V/1K	0.796M	1.220	1.00	300
RB1010102□L□-□□□	1000 ± 5%	15	1V/1K	0.252M	1.100	1.20	270
RB1010122□L□-□□□	1200 ± 5%	13	1V/1K	0.252M	1.000	1.30	250
RB1010152□L□-□□□	1500 ± 5%	35	1V/1K	0.252M	0.820	1.80	220
RB1010182□L□-□□□	1800 ± 5%	30	1V/1K	0.252M	0.780	2.20	200
RB1010222□L□-□□□	2200 ± 5%	40	1V/1K	0.252M	0.720	2.80	180
RB1010272□L□-□□□	2700 ± 5%	35	1V/1K	0.252M	0.680	3.20	160
RB1010332□L□-□□□	3300 ± 5%	30	1V/1K	0.252M	0.660	3.60	155
RB1010392□L□-□□□	3900 ± 5%	30	1V/1K	0.252M	0.600	4.20	140
RB1010472□L□-□□□	4700 ± 5%	25	1V/1K	0.252M	0.480	5.40	130
RB1010562□L□-□□□	5600 ± 5%	25	1V/1K	0.252M	0.450	6.00	120
RB1010682□L□-□□□	6800 ± 5%	25	1V/1K	0.252M	0.380	7.50	110
RB1010822□L□-□□□	8200 ± 5%	25	1V/1K	0.252M	0.350	8.60	105
RB1010103□L□-□□□	10000 ± 5%	50	1V/1K	79.6K	0.340	10.00	100
RB1010123□L□-□□□	12000 ± 5%	45	1V/1K	79.6K	0.300	13.50	80
RB1010153□L□-□□□	15000 ± 5%	50	1V/1K	79.6K	0.280	17.00	70
RB1010183□L□-□□□	18000 ± 5%	45	1V/1K	79.6K	0.230	21.00	55
RB1010223□L□-□□□	22000 ± 5%	55	1V/1K	79.6K	0.200	25.00	52
RB1010273□L□-□□□	27000 ± 5%	50	1V/1K	79.6K	0.190	32.00	48
RB1010333□L□-□□□	33000 ± 5%	45	1V/1K	79.6K	0.180	40.00	40
RB1010393□L□-□□□	39000 ± 5%	40	1V/1K	79.6K	0.160	45.00	37
RB1010473□L□-□□□	47000 ± 5%	40	1V/1K	79.6K	0.150	52.00	32
RB1010563□L□-□□□	56000 ± 5%	35	1V/1K	79.6K	0.130	66.00	30
RB1010683□L□-□□□	68000 ± 5%	35	1V/1K	79.6K	0.125	78.00	24
RB1010823□L□-□□□	82000 ± 5%	35	1V/1K	79.6K	0.120	105.00	22
RB1010104□L□-□□□	100000 ± 5%	30	1V/1K	25.2K	0.100	140.00	20

1). □ : Packaging information... Bulk

2). "- □□□":Reference code

AR-001A



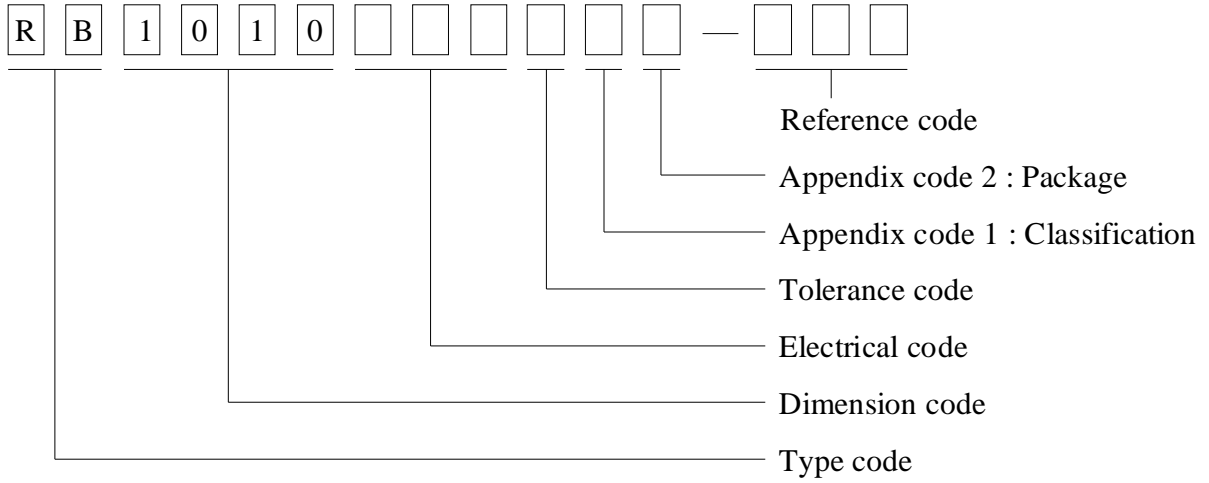
SPECIFICATION FOR APPROVAL

REF : 20081211-A

PAGE: 3

PROD. NAME	RADIAL INDUCTOR	ABC'S DWG NO.	RB1010□□□□L□-□□□
		ABC'S ITEM NO.	

VI . DWGING NUMBER EXPRESSION :



Appendix code 1 : Product Classification

- L : Lead Free Standard products comply with RoHS' requirements
- 1 ~ 9 : Lead Free Special products comply with RoHS' requirements

Appendix code 2 : Package Information

Code	Inner package	Inner package Q'TY	Remark
A	Box	145 pcs	

SPECIFICATION FOR APPROVAL

REF : 20081211-A

PAGE: 4

PROD. NAME	RADIAL INDUCTOR	ABC'S DWG NO.	RB1010□□□□L□-□□□
		ABC'S ITEM NO.	

VII . UL CARD :

OBMW2 September 8, 2000

Magnet Wire-Component

JUNG SHING WIRE CO LTD E174837

231 CHUNG CHENG RD, SEC 3 JEN-TEH HSIANG, TAINAN
HSIEN TAIWAN

Mtl Dsg	Mark Dsg	BC	Coat Typ	OC	ANSI Type	Temp Class
AIW	---	Polyamideimide	---	---	MW81-C	220
CFUEWB	---	Polyurethane	---	---	MW75C	130
EIAIW	---	Polyesterimide	Polyamideimide	---	MW35C	200
EILOCKY	---	Polyesterimide	Polyamide	---	---	180
EILOCKW	---	Polyesterimide	Modified Epoxy	---	---	200
EIW	---	Polyesterimide	---	---	---	220
EIW-2	---	Polyesterimide	---	---	MW74-C	200
FL.EILOCKY	---	Modified Polyester	Polyamide	---	---	155
LSFFW	---	Polyurethane	---	---	MW79-C	155
LSUEW	---	Polyurethane	---	---	---	130
PEW	---	Polyester	---	---	---	155
PEY	---	Polyester	Nylon	---	MW24-C	155
SF.FLW	---	Modified Polyester	---	---	MW26C	155
SF.EIW	---	Polyesterimide	---	---	MW77C	180
SF.BY@	---	Modified Polyester	Nylon	---	MW27-C	155
SF.FLY@	---	Modified Polyester	Nylon	---	MW27-C	155
SF.BLOCKBS	---	Modified Polyester	Modified Polyamide	---	---	155
SF.EILOCKY#	---	Polyesterimide	Polyamide	---	---	180
SF.EILOCKBS	---	Polyesterimide	Modified Polyamide	---	---	180
SF.BW@	---	Modified Polyester	---	---	MW26C	155
SFFW	---	Polyurethane	---	---	MW79	155

287806002 Page 1 of 2

A not-for-profit organization dedicated to public safety and committed to quality service

Mtl Dsg	Mark Dsg	BC	Coat Typ	OC	ANSI Type	Temp Class
SFFY	---	Polyurethane	Polyamide	---	MW80C	155
UEW-1	---	Polyurethane	---	---	MW2-C	105
UEW-2	---	Polyurethane	---	---	---	130
UEW-4	---	Polyurethane	---	---	MW75C	130
UEY	---	Polyurethane	Nylon	---	MW28-C	130
UEY-2	---	Polyurethane	Polyamide	---	MW28-C	130

@-May be suffixed by LZ; # - May be suffixed by LZ, EL or LZL.
LZ - Signifies magnet wires twisted together; EL - signifies base coated magnet wire laid parallel with top coat applied overall; LZL - signifies base coated magnet wire twisted together and covered with top coat overall.

Marking: Company name or trademarks (JSW) or 榮星電線, material designation or marked designation on packaed or reel, and Recognized Component Mark.

See General Information Preceding These Recognitions
For use only in equipment where the acceptability of the combination is determined by Underwriters Laboratories Inc.

287806002 Page 2 of 2

OBMW2/E174837
September 8, 2000

AR-001A

