



METALLIZED POLYPROPYLENE

HI-TECH CAPACITOR TECHNOLOGY MEETS THE DEMAND OF TODAY'S HI-TECH SWITCH-MODE POWER SUPPLIES

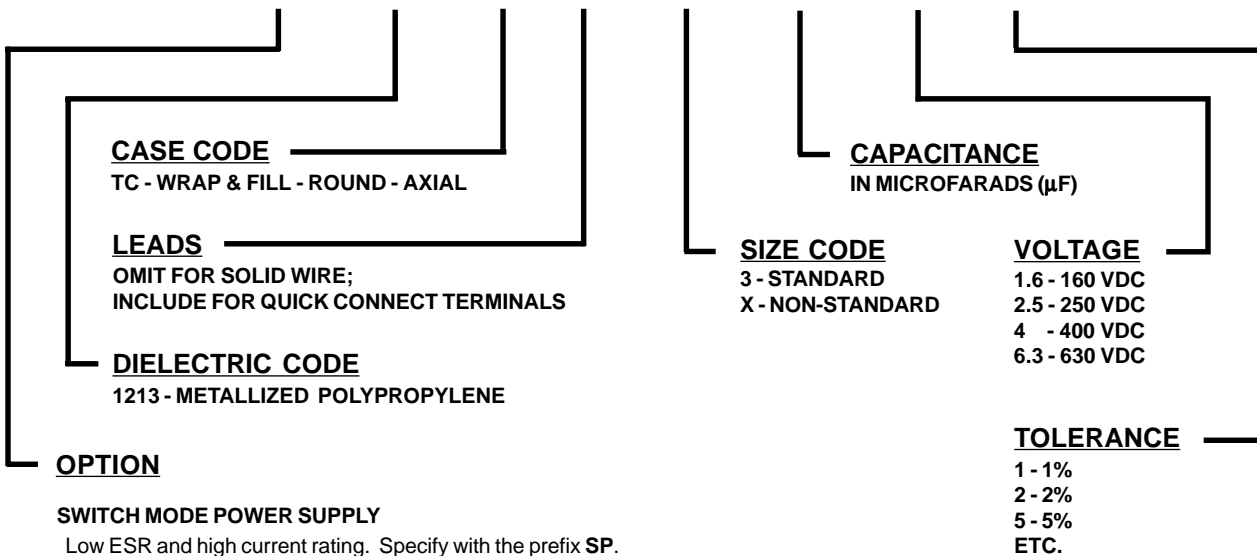
EFC Series SP1213 are metallized polypropylene capacitors in a wrap and fill construction. Special metallization and high-tech terminations allow these capacitors to operate at up to 30 Amps ripple current at frequencies up to 100 kHz. **SP1213** exhibit little or no capacitance rolloff, when compared to electrolytics, at these high frequencies.

SPECIFICATIONS

- 1. TEMPERATURE RANGE:
-55°C to +85°C at full voltage ratings.
To 105°C with 25% voltage derating.
- 2. CAPACITANCE TOLERANCES:
± 1%, 2%, 5%, 10%, 20%.
- 3. DISSIPATION FACTOR (1 kHz):
0.1% maximum when measured at 25°C.
- 4. INSULATION RESISTANCE:
150,000 Megohm-Microfarads (need not exceed 300,000 Megohms) when measured at rated voltage at 25°C.
- 5. ESR:
See Dimensions and Ratings Tables.

CATALOG NOMENCLATURE

SP 1213 TC Q - 3 - 1.0 - 2 - 5

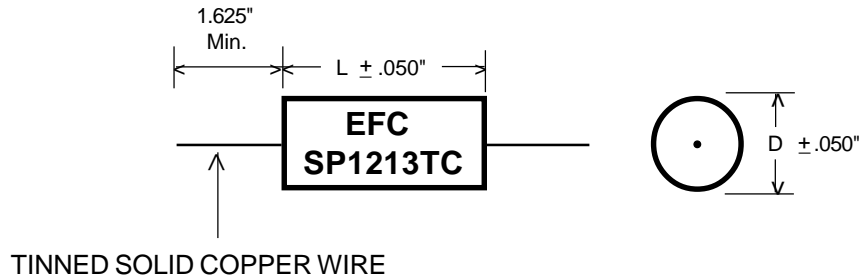




SP1213TC

**Snubber Capacitors
Metallized Polypropylene**

**Tubular
Wrap and Fill**



DIMENSIONS and RATINGS

Cap. μF	100 VDC					200 VDC					400 VDC				
	D	L	Lead Dia.	100 kHz ESR (mΩ)	I _{RMS} (Amps)	D	L	Lead Dia.	100 kHz ESR (mΩ)	I _{RMS} (Amps)	D	L	Lead Dia.	100 kHz ESR (mΩ)	I _{RMS} (Amps)
1.0	.580	.781	.032	15	9.0	.520	1.250	.032	20	7.5	.720	1.531	.032	19	9.5
2.0	.630	.906	.032	12	11.0	.700	1.250	.032	15	12.0	.900	1.781	.040	15	15.0
3.0	.750	.906	.040	11	12.0	.750	1.531	.040	13	15.0	1.090	1.781	.040	12	15.0
5.0	.780	1.250	.040	9	14.0	.870	1.781	.040	11	15.0	1.190	2.250	.040	10	15.0
10.0	.940	1.531	.040	8	15.0	1.030	2.250	.040	9	15.0	1.700	2.250	.040	7	15.0
20.0	1.050	2.250	.040	7	15.0	1.450	2.250	.040	6	15.0					
30.0	1.250	2.250	.040	6	15.0										

NOTE:

Maximum ripple current ratings, I_{RMS}, apply at 100 kHz at 25°C.

EFC will manufacture to any non-standard value and size. Please consult factory for special requirements.

Reidville Industrial Park * 41 Interstate Lane
 WATERBURY, CONNECTICUT 06705
 PHONE (203) 755-5629 FAX (203) 755-0659



METALLIZED POLYPROPYLENE SNUBBER DESIGN

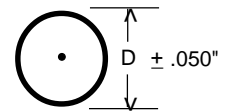
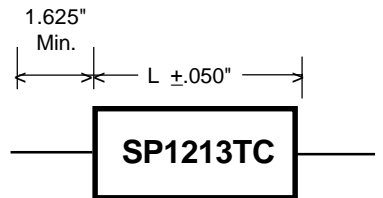
850VDC/450VAC

CAP. μF	D inches (mm)	L inches (mm)	I (PEAK) amps	I (RMS) amps	ESL nH	100 kHz ESR (mΩ)	dV/dT V/μS
0.15	0.38 (9.8)	1.750 (44.5)	49	4.50	45	29	325
0.22	0.45 (11.6)	1.750 (44.5)	72	4.63	45	26	325
0.33	0.55 (14.0)	1.750 (44.5)	107	5.25	45	23	325
0.47	0.65 (16.6)	1.750 (44.5)	153	5.50	45	16	325
0.56	0.71 (18.0)	1.750 (44.5)	182	6.00	40	14	325
0.68	0.78 (19.8)	1.750 (44.5)	221	6.25	35	12	325
0.82	0.85 (21.7)	1.750 (44.5)	267	6.25	30	11	325
1.00	0.94 (23.9)	1.750 (44.5)	325	6.50	30	9	325
1.20	1.03 (26.2)	1.750 (44.5)	390	6.50	30	7	325
1.50	1.15 (29.2)	1.750 (44.5)	488	6.50	30	5	325

**DIMENSIONS
AND
RATINGS**

1200VDC/500VAC

CAP. μF	D inches (mm)	L inches (mm)	I (PEAK) amps	I (RMS) amps	ESL nH	100 kHz ESR (mΩ)	dV/dT V/μS
0.15	0.42 (10.8)	1.750 (44.5)	90	4.5	45	22	600
0.22	0.51 (12.9)	1.750 (44.5)	132	5.3	45	15	600
0.33	0.61 (15.7)	1.750 (44.5)	198	6.3	45	10	600
0.47	0.73 (18.6)	1.750 (44.5)	282	6.5	45	7	600
0.56	0.79 (20.2)	1.750 (44.5)	336	6.8	40	6	600
0.68	0.87 (22.2)	1.750 (44.5)	408	7.0	35	5	600
0.82	0.96 (24.4)	1.750 (44.5)	492	7.0	30	4	600
1.00	1.06 (26.8)	1.750 (44.5)	600	7.0	30	3	600
1.20	1.15 (29.4)	1.750 (44.5)	720	7.0	30	3	600
1.50	1.29 (32.8)	1.750 (44.5)	900	7.0	30	2	600



Leads - 18 AWG
Tinned Copper

2000VDC/660VAC

CAP. μF	D inches (mm)	L inches (mm)	I (PEAK) amps	I (RMS) amps	ESL nH	100 kHz ESR (mΩ)	dV/dT V/μS
0.047	0.39 (9.9)	1.750 (44.5)	40	4.5	45	40	850
0.056	0.42 (10.7)	1.750 (44.5)	48	4.5	45	34	850
0.068	0.46 (11.7)	1.750 (44.5)	58	4.5	45	28	850
0.082	0.50 (12.7)	1.750 (44.5)	70	4.5	45	23	850
0.10	0.55 (14.0)	1.750 (44.5)	85	5.0	45	19	850
0.12	0.60 (15.2)	1.750 (44.5)	102	5.5	45	16	850
0.15	0.67 (16.9)	1.750 (44.5)	128	6.0	45	13	850
0.22	0.80 (20.4)	1.750 (44.5)	187	6.5	35	9	850
0.33	0.98 (24.9)	1.750 (44.5)	281	7.0	26	6	850
0.47	1.16 (29.6)	1.750 (44.5)	400	7.0	25	4	850
0.56	1.27 (32.3)	1.750 (44.5)	476	7.0	25	3	850

Reidville Industrial Park * 41 Interstate Lane
WATERBURY, CONNECTICUT 06705

PHONE (203) 755-5629 FAX (203) 755-0659

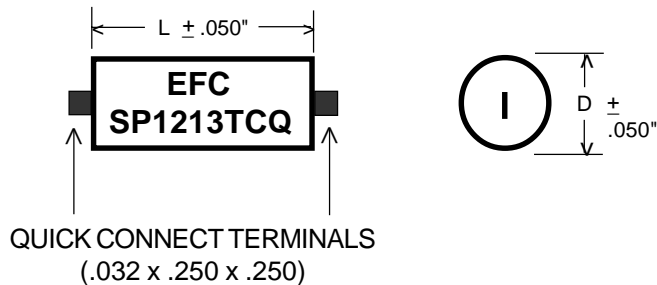
Rev. 4/97



SP1213TCQ

**Snubber Capacitors
Metallized Polypropylene**

**Tubular
Wrap and Fill**



DIMENSIONS and RATINGS

Cap. μF	100 VDC					200 VDC					400 VDC				
	D	L	Lead Dia.	100 kHz ESR (mΩ)	I _{RMS} (Amps)	D	L	Lead Dia.	100 kHz ESR (mΩ)	I _{RMS} (Amps)	D	L	Lead Dia.	100 kHz ESR (mΩ)	I _{RMS} (Amps)
1.0	.580	.781	.032	15	10.0	.520	1.250	.032	20	8.0	.720	1.531	.032	19	10.0
2.0	.630	.906	.032	12	12.0	.700	1.250	.032	15	14.5	.900	1.781	.040	15	15.0
3.0	.750	.906	.040	11	13.0	.750	1.531	.040	13	16.0	1.090	1.781	.040	12	21.0
5.0	.780	1.250	.040	9	15.0	.870	1.781	.040	11	18.5	1.190	2.250	.040	10	24.5
10.0	.940	1.531	.040	8	18.0	1.030	2.250	.040	9	22.5	1.700	2.250	.040	7	30.0
20.0	1.050	2.250	.040	7	22.0	1.450	2.250	.040	6	27.5					
30.0	1.250	2.250	.040	6	24.0										

NOTE:

Maximum ripple current ratings, I_{RMS}, apply at 100 kHz at 25°C.

EFC will manufacture to any non-standard value and size. Please consult factory for special requirements.

Reidville Industrial Park * 41 Interstate Lane
 WATERBURY, CONNECTICUT 06705
 PHONE (203) 755-5629 FAX (203) 755-0659