



CHENMKO ENTERPRISE CO.,LTD

CHEMA4PT

Lead free devices

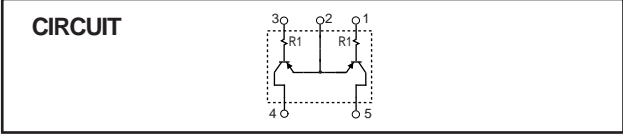
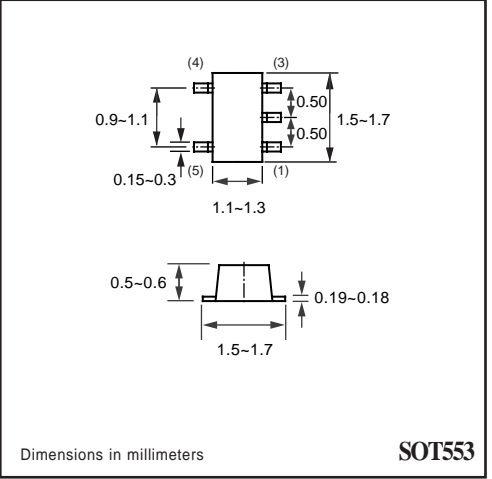

**SURFACE MOUNT
Dual Digital Silicon Transistor**

VOLTAGE 50 Volts CURRENT 100 mAmpere

APPLICATION
* Switching circuit, Inverter, Interface circuit, Driver circuit.

FEATURE
* Small surface mounting type. (SOT-553)
* High current gain.
* Suitable for high packing density.
* Low collector-emitter saturation.
* High saturation current capability.
* Two CHDTA114T chips in a package.
* Built in bias resistor(R1=10kΩ, Typ.)

MARKING
* A4



LIMITING VALUES
In accordance with the Absolute Maximum Rating System (IEC 60134).

SYMBOL	PARAMETER	CONDITIONS	VALUE	UNIT
Vcbo	Collector-Base voltage		-50	V
Vceo	Collector-Emitter voltage		-50	V
Vebo	Emitter-Base voltage		-5	V
Ic	Collector current		-100	mA
Pc	Collector Power dissipation	T _{amb} ≤ 25 °C, Note 1	150	mW
Tstg	Storage temperature		-55 +150	°C
Tj	Junction temperature		150	°C

Note
1. Transistor mounted on an FR4 printed-circuit board.

RATING CHARACTERISTIC (CHEMA4PT)

CHARACTERISTICS

$T_{amb} = 25\text{ }^{\circ}\text{C}$ unless otherwise specified.

SYMBOL	PARAMETER	CONDITIONS	MIN.	TYP.	MAX.	UNIT
BVCBO	Collector-Base breakdown voltage	$I_C = -50\mu\text{A}$	-50.0	–	–	V
BVCEO	Collector-Emitter breakdown voltage	$I_C = -1\text{mA}$	-50.0	–	–	V
BVEBO	Emitter-Base breakdown voltage	$I_E = -50\mu\text{A}$	-5.0	–	–	V
VCE(sat)	Collector-Emitter Saturation voltage	$I_C = -10\text{mA}; I_B = -1\text{mA}$	–	–	-0.3	V
ICBO	Collector-Base current	$V_{CB} = -50\text{V}$	–	–	-0.5	μA
IEBO	Emitter-Base current	$V_{EB} = -4\text{V}$	–	–	-0.5	μA
hFE	DC current gain	$I_C = -1\text{mA}; V_{CE} = -5.0\text{V}$	100	250	600	
R1	Input resistor		7	10	13	$\text{K}\Omega$
f_T	Transition frequency	$I_E = 5\text{mA}, V_{CE} = -10.0\text{V}$ $f = 100\text{MHz}$	–	250	–	MHz

Note

1. Pulse test: $t_p \leq 300\mu\text{s}; \delta \leq 0.02$.

RATING CHARACTERISTIC CURVES (CHEMA4PT)

Typical Electrical Characteristics

Fig.1 DC current gain vs. collector current

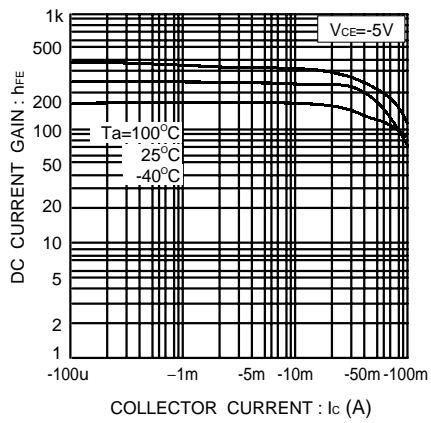


Fig.2 Collector-emitter saturation voltage vs. collector current

