

RB151 thru RB157 SERIES

SINGLE-PHASE SILICON BRIDGE



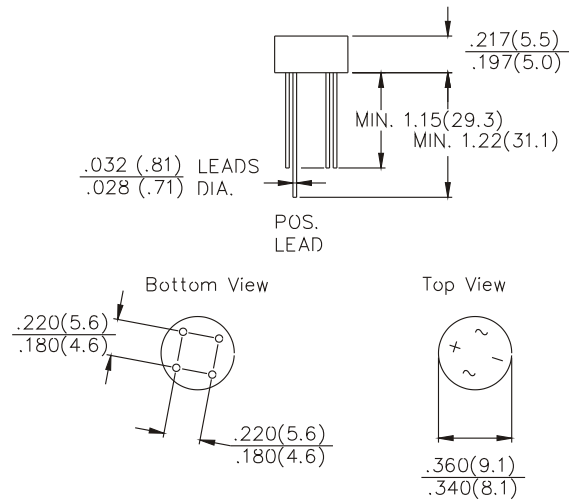
**CHENG-YI
ELECTRONIC**



FEATURES

- Surge overload rating-50 amperes peak
- Ideal for printed circuit board
- Reliable low cost construction utilizing molded plastic technique results in inexpensive product
- Mounting Position: Any

VOLTAGE RANGE
50 TO 1000 VOLTS
CURRENT
1.5 Amperes



Dimensions in inches and (millimeters)

MAXIMUM RATINGS AND ELECTRICAL CHARACTERISTICS

Ratings at 25°C ambient temperature unless otherwise specified.
Single phase, half wave, 60Hz, resistive or inductive load.
For capacitive load, derate current by 20%.

		RB151	RB152	RB153	RB154	RB155	RB156	RB157	UNITS
Maximum Recurrent Peak Reverse Voltage	V_{RRM}	50	100	200	400	600	800	1000	V
Maximum RMS Bridge Input Voltage	V_{RMS}	35	70	140	280	420	560	700	V
Maximum DC Blocking Voltage	V_{DC}	60	100	200	400	600	800	1000	V
Maximum Average Forward Output Current @ $T_A=25^\circ\text{C}$	$V_{(AV)}$	1.5							A
Peak Forward Surge Current 8.3 ms single half sine-wave superimposed on rated load	I_{FSM}	40							A
Maximum DC Forward Voltage drop per element at 1.0A DC	V_F	1							V
Maximum DC Reverse Current at rated @ $T_A=25^\circ\text{C}$ DC Blocking Voltage Per Element @ $T_A=100^\circ\text{C}$	I_R	10 1							μA mA
I^2t Rating for fusing ($t < 8.3\text{ms}$)	I^2t	6.6							A^2S
Operating Temperature Range	T_J	-55 to +125							$^\circ\text{C}$
Storage Temperature Range	T_{STG}	-55 to +150							$^\circ\text{C}$

RB151 thru RB157 SERIES

SINGLE-PHASE SILICON BRIDGE



**CHENG-YI
ELECTRONIC**

RATING AND CHARACTERISTICS CURVES RB151 THRU RB157

Fig.1 - MAXIMUM FORWARD SURGE CURRENT

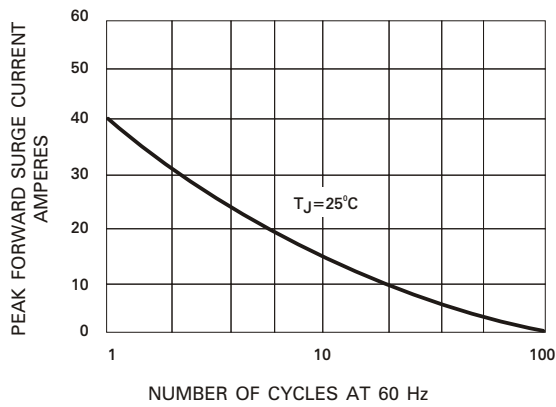


Fig.2 - DERATING CURVE
OUTPUT RECTIFIED CURRENT

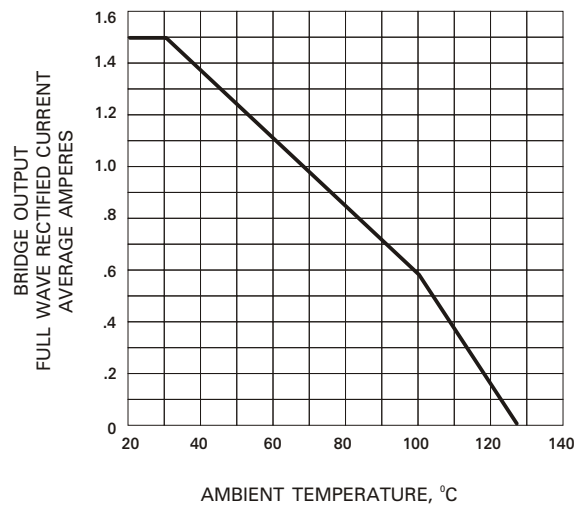


Fig.3 - TYPICAL FORWARD
CHARACTERISTICS

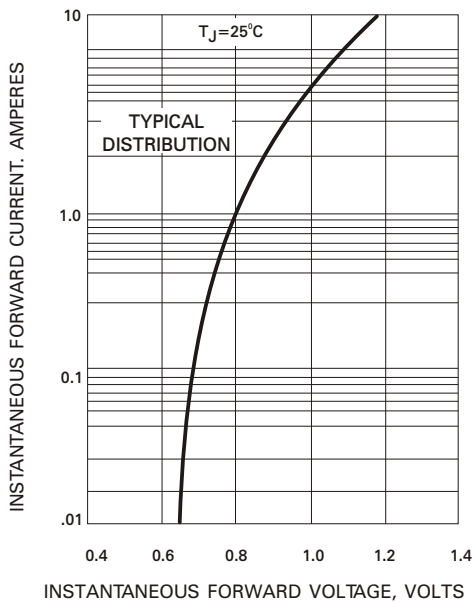


Fig.4 - TYPICAL REVERSE
CHARACTERISTICS

