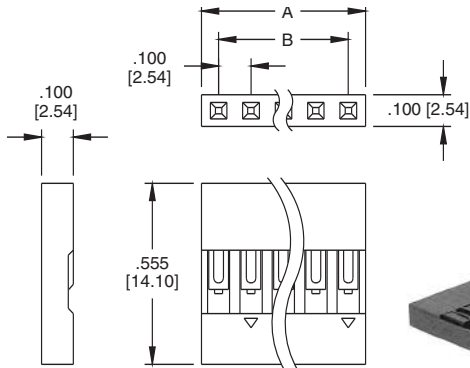


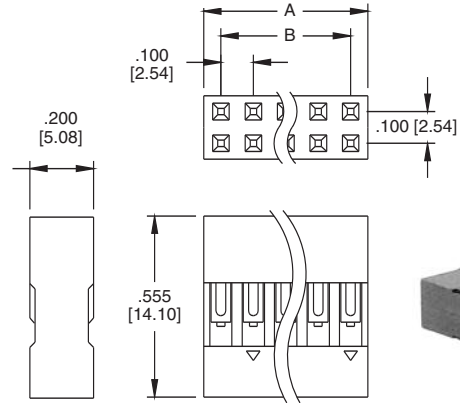
MTE SINGLE ROW



MTE-08

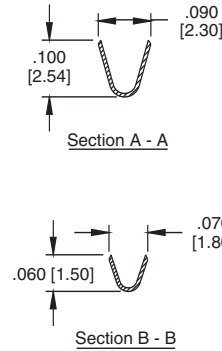
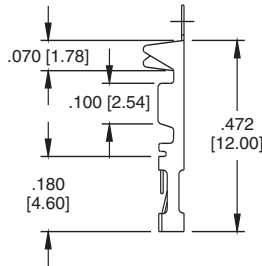
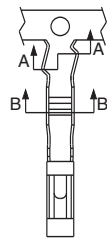
A = .100 [2.54] X No. of SPACES
 B = .100 [2.54] X No. of SPACES + .200 [5.08]

MTF DUAL ROW



MTF-14

MTE-C CRIMP CONTACT



MTE-C-R

ORDERING INFORMATION

HOUSING

MTE

SERIES INDICATOR
 MTE = Single row housing
 MTF = Dual row housing

10

POSITIONS
 Single row (MTE) 02-40
 Positions
 Dual Row (MTF) 04-80
 Positions

CRIMP CONTACT

MTE-C

SERIES INDICATOR
 MTE-C = Crimp contact

R

PACKAGING
 B = 1,000 piece loose cut
 R = 6,000 pieces on reel