


## Single Value Chip Resistor



The demand for high precision, high stability microchips for both military and industrial environments is increasing with the growth and sophistication of modern hybrid circuitry.

The RSK 22 series are single value resistor chips. They provide excellent long term stability  $\pm 0.05\%$  (2000 h, rated power, at + 70 °C) and low noise characteristics < 35 dB.

### SCHEMATIC AND PATTERN



### FEATURES

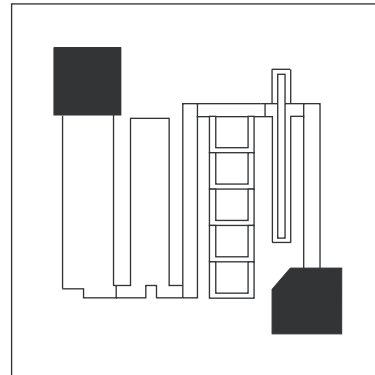
- Small size 20 mil x 20 mil
- Low temperature coefficient 25 ppm/°C
- Excellent stability 0.05 % (2000 h, rated power at + 70 °C)
- Wirebondable



**RoHS**  
COMPLIANT  
**GREEN**  
[5-2008]\*

### TYPICAL PERFORMANCE

	ABS
TCR	25 ppm/°C
TOL.	0.1 %



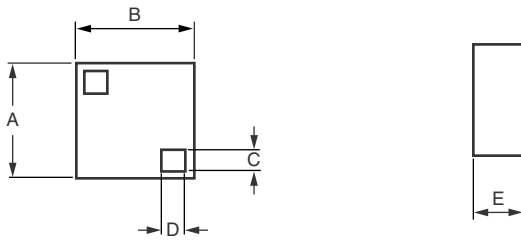
STANDARD ELECTRICAL SPECIFICATIONS		
TEST	SPECIFICATIONS	CONDITIONS
SERIES	ULTRAFILM®	
Resistance range	10 Ω to 500 kΩ	
Absolute TCR	$\pm 25$ ppm/°C	- 55 °C to + 155 °C
Absolute tolerance	$\pm 0.1\%$ , $\pm 0.5\%$ , $\pm 1\%$	
Power rating	100 mW at 25 °C, 50 mW at + 70 °C, 25 mW at + 125 °C	
Stability	$\pm 0.05\%$ typical, $\pm 0.1\%$ maximum	2000 h at + 70 °C under Pn
Voltage coefficient	< 0.1 ppm/V	
Working voltage	100 V <sub>DC</sub>	
Operating temperature range	- 55 °C to + 155 °C (1)	
Storage temperature range	- 55 °C to + 155 °C	(1)
Noise	< - 35 dB typical	MIL-STD-202 Method 308
Thermal EMF	0.01 μV/°C	
Shelf life stability	< 50 ppm	

**Note:**

(1) For temperature up to 200 °C, please contact factory.

\* Please see document "Vishay Green and Halogen-Free Definitions (5-2008)" <http://www.vishay.com/doc?99902>

**DIMENSIONS**



DIMENSION	INCHES	MILLIMETERS
A	0.02	0.55 ± 0.10
B	0.02	0.55 ± 0.10
C	0.004	0.10
D	0.004	0.10
E	0.015	0.40 maximum

MECHANICAL SPECIFICATIONS	
Resistive element	Nichrome
Passivation	Silicon Nitride
Substrate material	Standard Silicon
Bonding pads	Aluminum
Body	Silicon

**GLOBAL PART NUMBER INFORMATION**

New Global Part Numbering: RSK22N100KD0016 (preferred part number format)

R	S	K	2	2	N	1	0	0	K	D	0	0	1	6
GLOBAL MODEL			VALUE Decimal R, K or M				TOLERANCE B = ± 0.1 % D = ± 0.5 % F = ± 1.0 %				OPTION leave blank if no option			

Historical Part Number example: RSK 22N 100K 0.5 % R0016 (will continue to be accepted)

RSK 22N	100K	0.5 %	R0016
HISTORICAL MODEL	VALUE	TOLERANCE	OPTION



## Disclaimer

All product specifications and data are subject to change without notice.

Vishay Intertechnology, Inc., its affiliates, agents, and employees, and all persons acting on its or their behalf (collectively, "Vishay"), disclaim any and all liability for any errors, inaccuracies or incompleteness contained herein or in any other disclosure relating to any product.

Vishay disclaims any and all liability arising out of the use or application of any product described herein or of any information provided herein to the maximum extent permitted by law. The product specifications do not expand or otherwise modify Vishay's terms and conditions of purchase, including but not limited to the warranty expressed therein, which apply to these products.

No license, express or implied, by estoppel or otherwise, to any intellectual property rights is granted by this document or by any conduct of Vishay.

The products shown herein are not designed for use in medical, life-saving, or life-sustaining applications unless otherwise expressly indicated. Customers using or selling Vishay products not expressly indicated for use in such applications do so entirely at their own risk and agree to fully indemnify Vishay for any damages arising or resulting from such use or sale. Please contact authorized Vishay personnel to obtain written terms and conditions regarding products designed for such applications.

Product names and markings noted herein may be trademarks of their respective owners.