


GBPC15,25,35/W SERIES

15/25/35 A GLASS
PASSIVATED BRIDGE RECTIFIER



CHENG-YI
ELECTRONIC

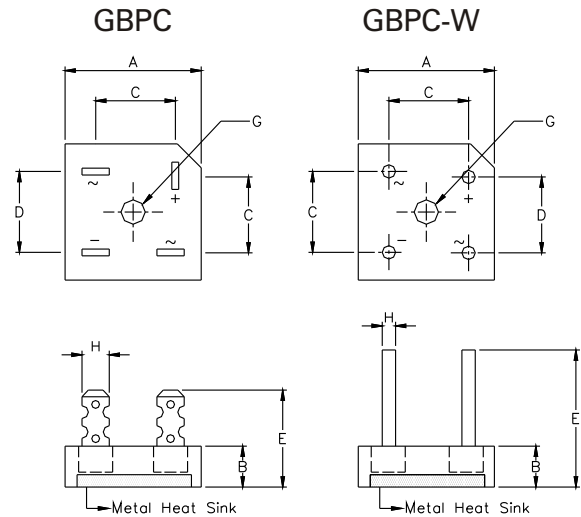


FEATURES

- Glass Passivated Die Construction
- Low Reverse Leakage Current
- Low Power Loss, High Efficiency
- Electrically Isolated Epoxy Case for Maximum Heat Dissipation
- Case to Terminal Isolation Voltage 2500V
- UL Recognized File #E157705

MECHANICAL DATA

- Cass: Epoxy Cass With Heat Sink Internally Mounted in Bridge Encapsulation
- Terminals: Plated Leads Solderable per MIL-STD-202, Method 208
- Polarity: Symbols Marked on Case
- Mounting: Through Hole for #10 Screw
- Weight: GBPC 24 grams (approx.)
GBPC-W 21 grams (approx.)
- Marking: Type Number



Dim	GBPC		GBPC-W	
	Min	Max	Min	Max
A	28.40	28.70	28.40	28.70
*B	7.30	7.90	7.30	7.90
C	15.70	16.70	17.10	19.10
D	17.50	18.50	10.90	11.90
E	22.86	25.40	30.50	—
G	Hole for #10 screw, 5.08 \varnothing Nominal			
H	6.35 Typical		0.97 \varnothing	1.07 \varnothing
ALL Dimension in mm				

"W" Suffix Designates Wire Leads
No Suffix Designates Faston Terminals

*ALL Models Available on Dim. B=7.9mm Max. Epoxy Case

MAXIMUM RATINGS AND ELECTRICAL CHARACTERISTICS @ $T_A=25^\circ\text{C}$ unless otherwise specified

Single phase, half wave, 60Hz, resistive or inductive load.
For capacitive load, derate current by 20%.

Characteristics	Symbol	-00/W	-01/W	-02/W	-04/W	-06/W	-08/W	-10/W	UNITS
Peak Repetitive Reverse Voltage Working Peak Reverse Voltage DC Blocking Voltage	V_{RRM} V_{RWM} V_R	50	100	200	400	600	800	1000	V
RMS Reverse Voltage	$V_{R(RMS)}$	35	70	140	280	420	560	700	V
Average Rectifier Output Current @ $T_C=55^\circ\text{C}$	GBPC15 GBPC25 GBPC35 I_O	15 25 35							A
Non-Repetitive Peak Forward Surge Current 8.3ms single half sine-wave Superimposed on rated load (JEDEC Mehtod)	GBPC15 GBPC25 GBPC35 I_{FSM}	300 300 400							A
Forward Voltage Drop (per element)	GBPC15 @ $I_f=7.5A$ GBPC25 @ $I_f=12.5A$ GBPC35 @ $I_f=17.5A$ V_{FM}	1.1							V
Peark Reverse Current At Rated DC Blocking Voltage	@ $T_C=25^\circ\text{C}$ @ $T_C=125^\circ\text{C}$ I_{RM}	5.0 500							μA
$I^2 t$ Rating for Fusing ($t<8.3\text{ms}$) (Note.1)	GBPC15 GBPC25 GBPC35 $I^2 t$	375 375 660							A^2S

GBPC15,25,35/W SERIES

15/25/35 A GLASS
PASSIVATED BRIDGE RECTIFIER



CHENG-YI
ELECTRONIC

RATING AND CHARACTERISTICS CURVES GBPC15,25,35/W SERIES

Fig. 1 Forward Current Derating Curve

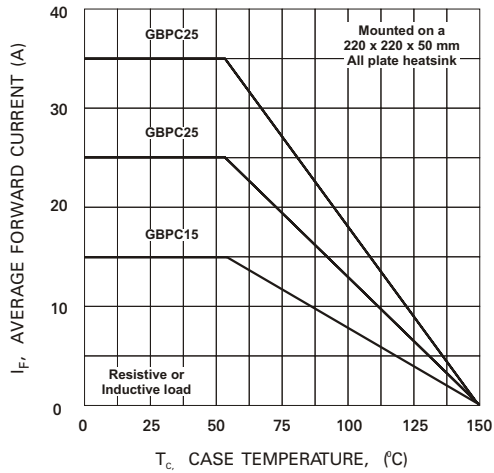


Fig. 2 Typical Forward Characteristics (per element)

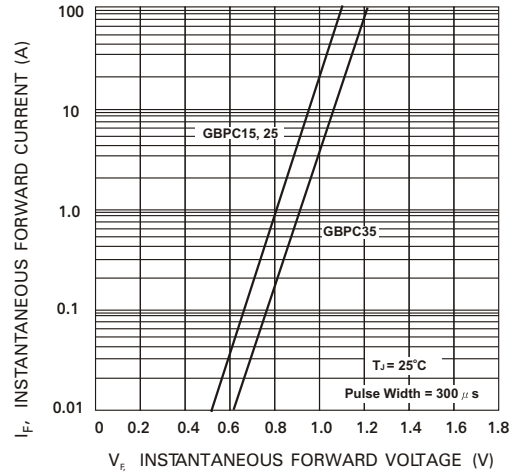


Fig. 3 Max Non-Repetitive Surge Current

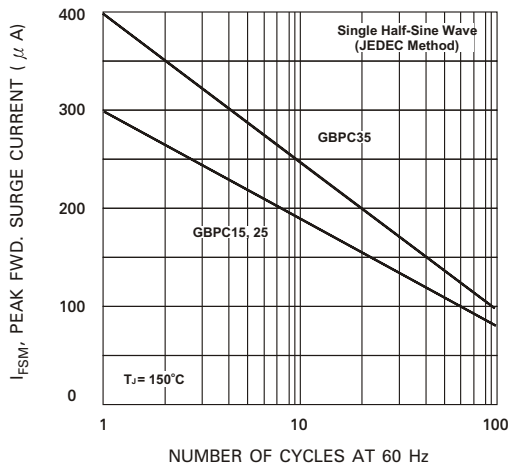


Fig. 4 Typical Junction Characteristics (per element)

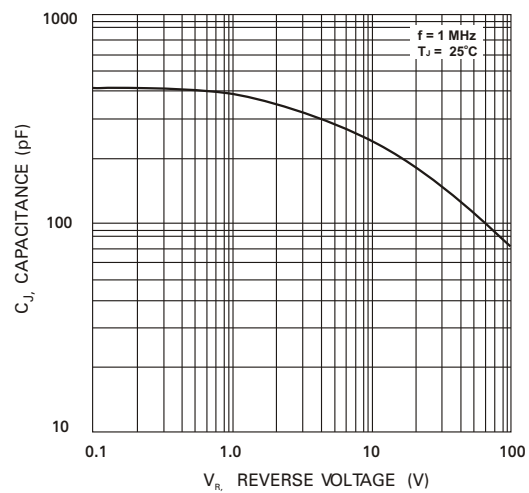


Fig. 5 Typical Reverse Characteristics (per element)

