



Spec. No.	PS-ND-0807
Rev.	A

PRODUCT SPECIFICATION

Model No : CSS-392B7/393B7

Descriptions:

- 0.39 Inch Single Digit Display
- Emitting Color : Super Bright Blue



CUSTOMER APPROVED	APPROVED BY	CHECKED BY	PREPARED BY
SIGNATURES			陳新強

CHINA SEMICONDUCTOR CORPORATION
Address:2FL. NO.909,Chung-Cheng Road,
Chung-Ho City Taipei Hsien,Taiwan.

Tel:886-2-2223-9696
Fax:886-2-2223-9377

OPTO PLUS TECHNOLOGIES CO.,LTD
Address:696 Shun jiang Rd.,Ji Shan St.Shaoxing,
ZheJiang,China

Tel:86-0575-88623888
Fax:86-0575-88623112



Spec. No.	PS-ND-0807
Rev.	A

Model No : CSS-392B7/393B7

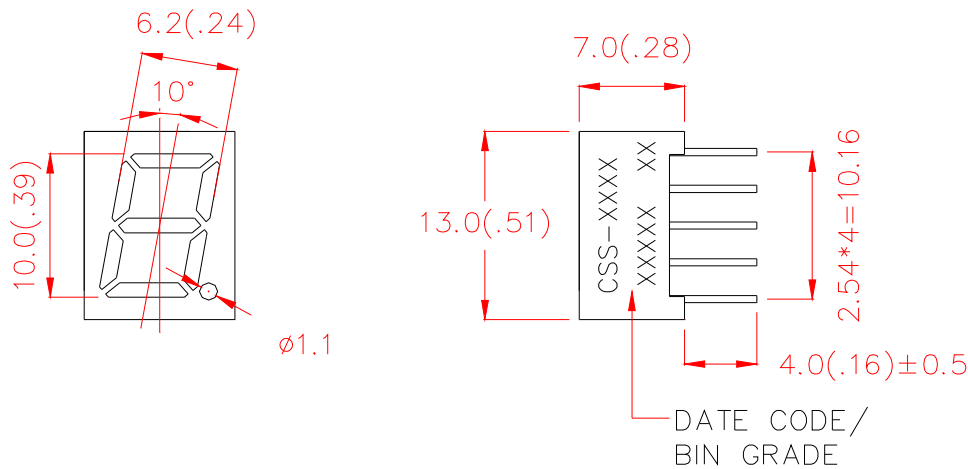
Features -

1. 0.39 inch (10.0mm) digit height.
2. Case mold type.
3. RoHs compliant.
4. Low power consumption.
5. Easy mounting on P.C. board or socket.

Device Selection Guide -

Model No.	Chip		Description
	Material	Emitted Color	
CSS-392B7	InGaN	Super Bright Blue	Common Anode
CSS-393B7	InGaN	Super Bright Blue	Common Cathode

Mechanical Dimensions -



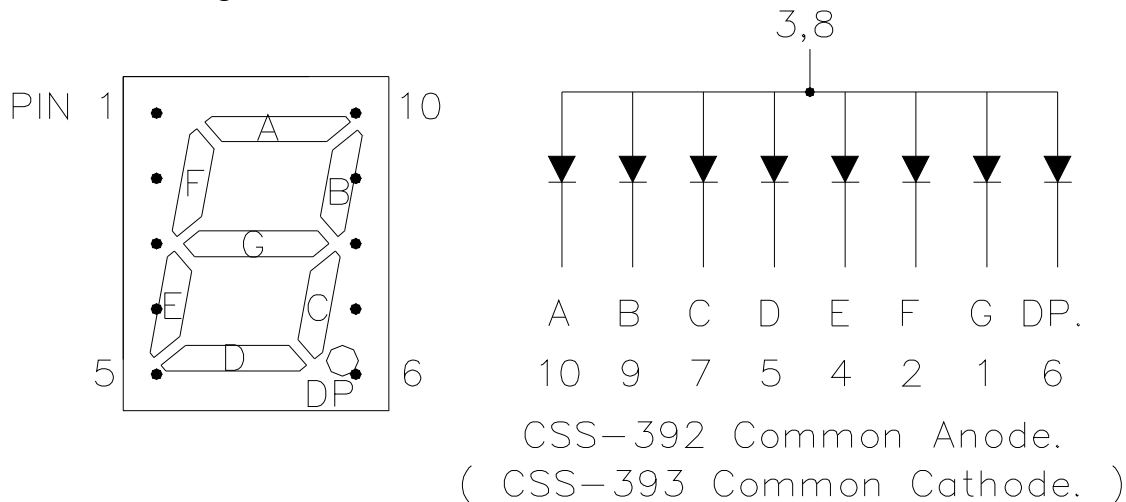
NOTE:

1. All pin are $\phi 0.51$.
2. All dimensions in millimeter, and tolerance is ± 0.25 (.01) unless otherwise noted.



Model No : CSS-392B7/393B7

Internal Circuit Diagrams -



Absolute Maximum Rating -

(Ta=25°C)

Parameter	Symbol	Rating	Unit
Power Dissipation Per Dice	Pd	120	mW
Continuous Forward Current Per Dice	IAF	30	mA
Peak Current Per Dice	IPF	100	mA
Derating Linear From 25°C Per Dice	-	0.4	mA/°C
Reverse Voltage Per Dice	VR	5	V
Operating Temperature	Topr	-35 ~ +85	°C
Storage Temperature	Tstg	-35 ~ +85	°C
Solder temperature 1/16 inch below seating plane for 3 seconds at 260 °C			



Model No : CSS-392B7/393B7

■ Electro-optical Characteristics -

(Ta=25°C)

Parameter	Symbol	Min.	Typ.	Max.	Unit	Condition
Forward Voltage Per Segment	V _F	-	3.5	4	V	I _F =20mA
Luminous Intensity Per Segment	I _v	6400	16000	-	ucd	I _F =10mA
Peak Emission Wavelength	λ _P	-	468	-	nm	I _F =20mA
Dominant Wavelength	λ _d	-	470	-	nm	I _F =20mA
Spectrum Radiation Bandwidth	Δλ	-	20	-	nm	I _F =20mA
Reverse Current	I _R	-	-	100	μA	V _R =5V
Luminous Intensity Matching Ratio	I _V -m	-	-	2:1	-	I _F =10mA



Spec. No.	PS-ND-0807
Rev.	A

Model No : CSS-392B7/393B7

■ Typical Electrical / Optical Characteristics Curves -

(Ta = 25°C Unless Otherwise Noted)

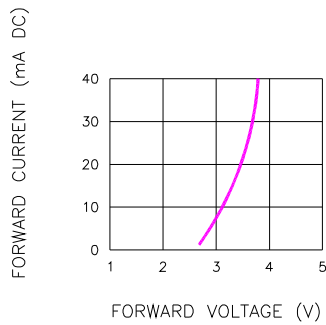


Fig.1 FORWARD CURRENT VS. FORWARD VOLTAGE

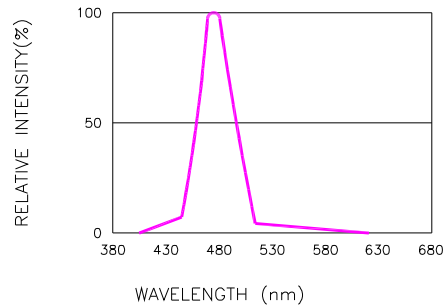


Fig.2 RELATIVE INTENSITY VS. WAVELENGTH

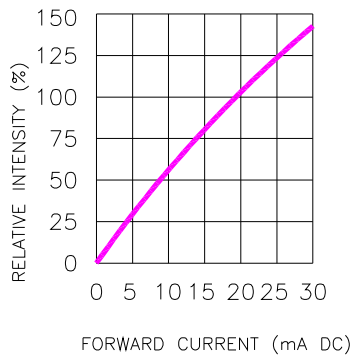


Fig.3 RELATIVE INTENSITY VS. FORWARD CURRENT

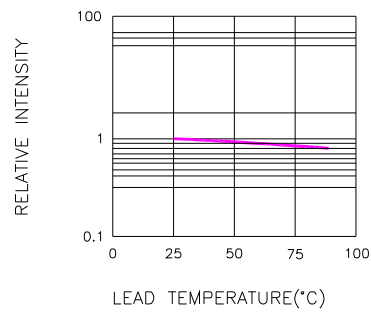


Fig.4 RELATIVE INTENSITY VS. LEAD TEMPERATURE
(PULSED 20 mA; 300us
PULSE, 10ms PERIOD)

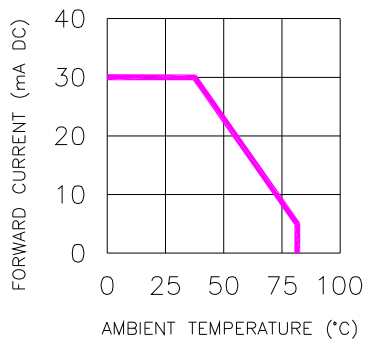


Fig.5 FORWARD CURRENT VS. AMBIENT TEMPERATURE

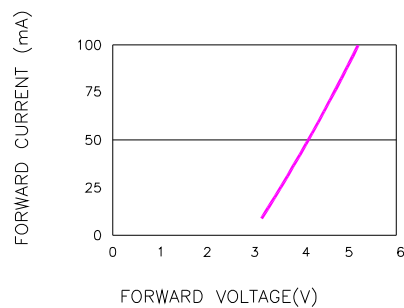


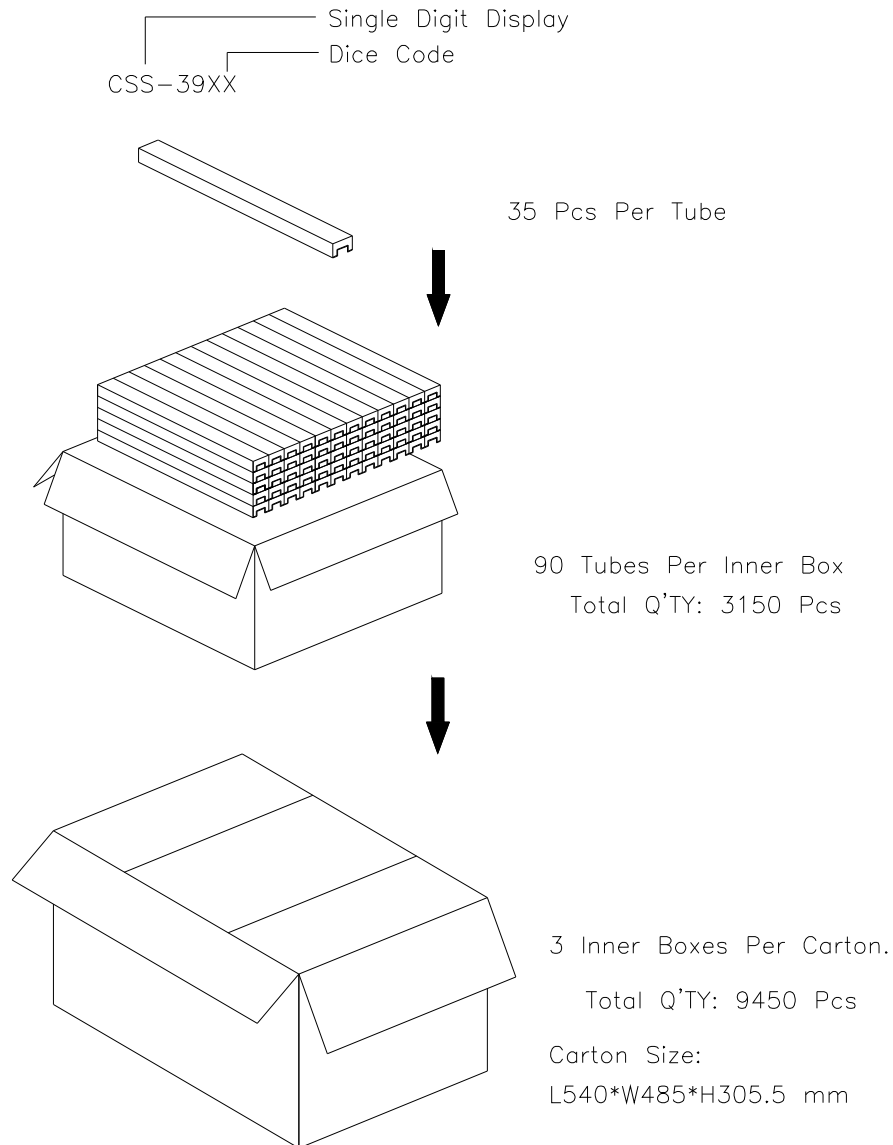
Fig.6 PEAK FORWARD VOLTAGE VS. FORWARD (100us TEST PULSE, 1% DUTY CYCLE)



Spec. No.	PS-ND-0807
Rev.	A

Model No : CSS-392B7/393B7

■ Package Dimensions



Note: The specifications are subject to change without notice. Please contact us for updated information.

<http://www.csctw.com.tw>