

SB240A

SCHOTTKY BARRIER RECTIFIER

VOLTAGE: 40V

CURRENT: 2.0A



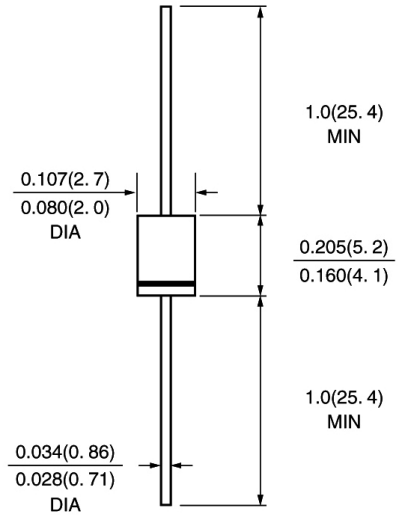
FEATURE

High current capability, Low forward voltage drop
Low power loss, high efficiency
High surge capability
High temperature soldering guaranteed
250°C /10sec/0.375" lead length at 5 lbs tension

MECHANICAL DATA

Terminal: Plated axial leads solderable per MIL-STD 202E, method 208C
Case: Molded with UL-94 Class V-0 recognized Flame Retardant Epoxy
Polarity: color band denotes cathode
Mounting position: any

DO-41\DO-204AL



Dimensions in inches and (millimeters)

MAXIMUM RATINGS AND ELECTRICAL CHARACTERISTICS

(single-phase, half-wave, 60HZ, resistive or inductive load rating at 25°C, unless otherwise stated)

	SYMBOL	SB240A	units
Maximum Recurrent Peak Reverse Voltage	Vrrm	40	V
Maximum RMS Voltage	Vrms	28	V
Maximum DC blocking Voltage	Vdc	40	V
Maximum Average Forward Rectified Current 0.375" lead length TL=75°C	If(av)	2.0	A
Peak Forward Surge Current 8.3ms single half sine-wave superimposed on rated load	Ifsm	50.0	A
Maximum Forward Voltage at 2.0A DC(Note 1)	Vf	0.55	V
Maximum DC Reverse Current Ta =25°C at rated DC blocking voltage Ta =100°C	Ir	1.0 10.0	mA mA
Typical Thermal Resistance (Note 2)	Rth(ja)	60.0	°C /W
Storage and Operating Junction Temperature	Tj	-55 to +125	°C

Note:

1. Pulse test :300uS pulse width ,1% duty cycle.
2. Thermal Resistance from Junction to Ambient at 0.5" lead length, vertical P.C. Board Mounted ¹

RATINGS AND CHARACTERISTIC CURVES SB240A

FIG.1-FORWARD CURRENT DERATING CURVE

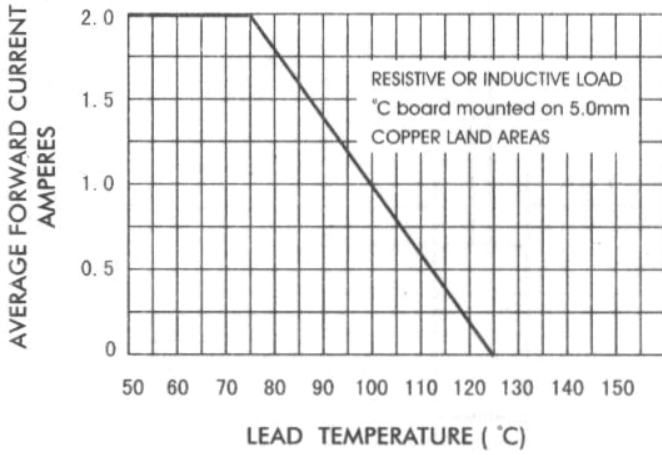


FIG.2-MAXIMUM NON-REPETITIVE PEAK FORWARD SURGE CURRENT

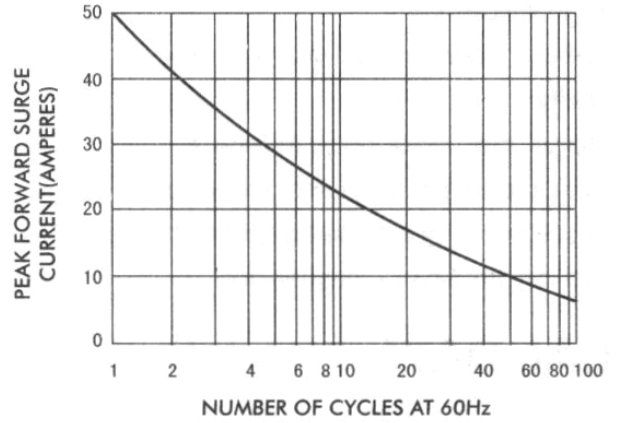


FIG.3-TYPICAL INSTANTANEOUS FORWARD CHARACTERISTICS

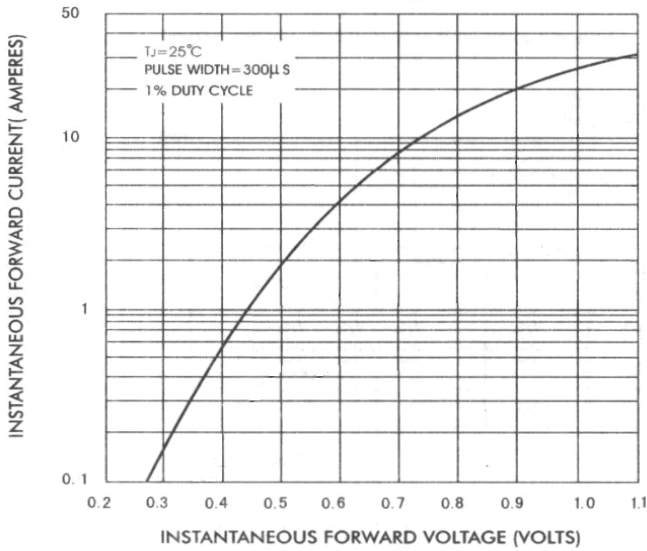


Fig. 4 - Typical Reverse Characteristics

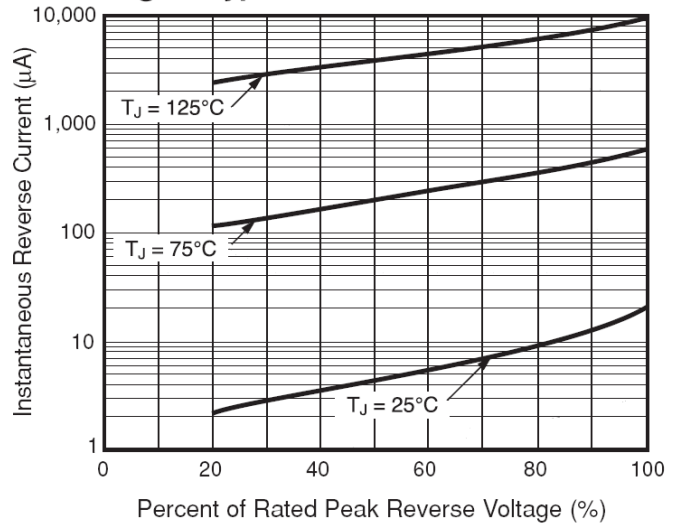


FIG.5-TYPICAL JUNCTION CAPACITANCE

