

# IPC-623

## 4U 20-Slot Rackmount Chassis with Multi-System and Front-Accessible Redundant Power Supply





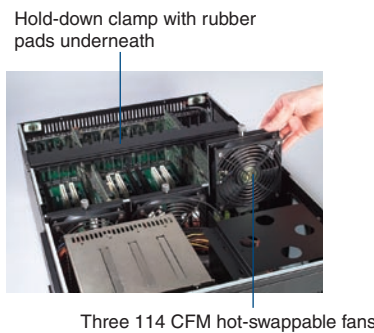

### Features

- 4U rackmount chassis supports up to 4 multi-systems
- Front-accessible redundant power supply
- Shockproof disk drive bay design can hold up to three front-accessible 5.25" and one 3.5" disk drives, and one internal 3.5" HDD
- Three 12 cm / 114 CFM ball-bearing cooling fans
- Front LEDs and audible alarm notifications for system power status, fan operation, HDD status, and in-chassis temperature monitoring
- Dual top cover designed for easy maintenance
- Five easily replaceable air filters providing good airflow
- Redundant power supplies are all with dual AC inputs



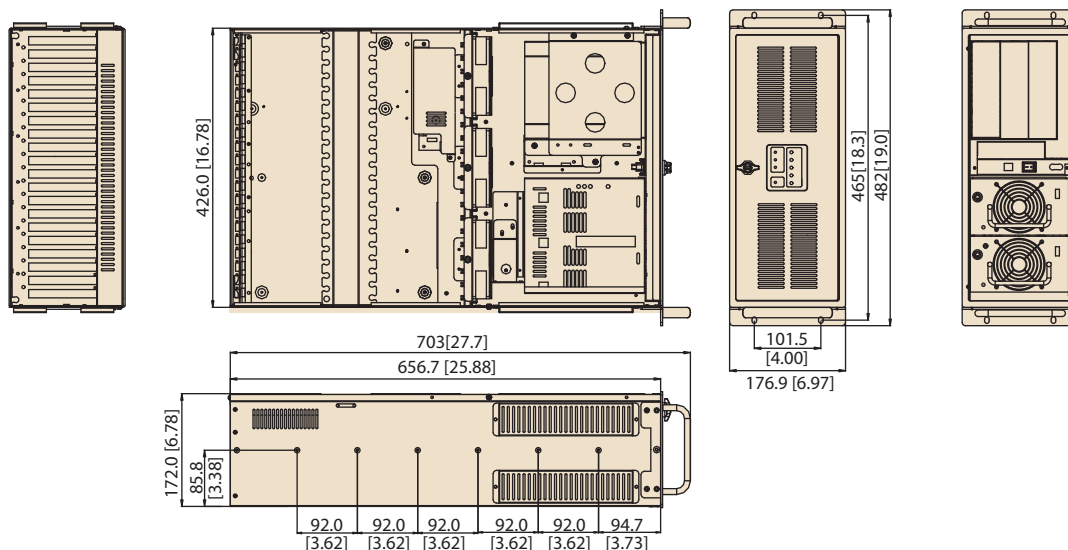
### Specifications

Drive Bay	3.5"	Front-accessible 1	Internal 1
	5.25"	3	-
Cooling	Fan	3 (12 cm / 114 CFM each)	
	Air Filter	4 (200 x 45 mm) + 1 (128 x 95 mm)	
Miscellaneous	LED Indicators	Power, HDD, fan, temperature, and power voltage status	
	Control	Power switch, system reset (reserve 3 more for quad-system) and alarm reset buttons	
	Hold-down Clamp	Hold-down clamp with rubber pad underneath and accessory rubber cushions	
Physical Characteristics	Dimensions (W x H x D)	482 x 177 x 660 mm (19" x 7" x 26")	
	Weight	26 kg (57 lb)	



## Dimensions

Unit: mm (inch)



## Power Supply Options

Part Number	Watts	Input	Output	Specifications		
				Mini-load	Safety	MTBF
1757000131G (single P/S)	400 W (ATX, PFC)	AC 100 ~ 240 V (full range)	+5 V @ 35 A, +3.3 V @ 28 A, +12 V @ 30 A, -5 V @ 0.5 A, -12 V @ 0.8 A, +5 Vsb @ 2 A	+5 V @ 3 A, +12 V @ 1 A, +5 Vsb @ 0.1 A	UL/TUV/CB/CCC	91,000 hours @ 25° C
1757000133G (single P/S)	500 W (ATX, PFC)	AC 115 ~ 240 V (full range)	+5 V @ 40 A, +3.3 V @ 30 A, +12 V @ 32 A, -5 V @ 0.8 A, -12 V @ 1 A, +5 Vsb @ 2 A	+5 V @ 2.5 A, +12 V @ 1 A, +5 Vsb @ 0.1 A	UL/TUV/CB/CCC	98,000 hours @ 25° C
1757001760 (1+1 redundant)	460 W (ATX, PFC)	AC 100 ~ 240 V (full range)	+5 V @ 40 A, +3.3 V @ 30 A, +12 V @ 32 A, -5 V @ 0.8 A, -12 V @ 1 A, +5 Vsb @ 2 A	+5 V @ 5 A, +3.3 V @ 1 A, +12 V @ 2.5 A, +5 Vsb @ 0.1 A	UL/TUV/CB/CCC	100,000 hours @ 25° C
1757001761 (2+1 redundant)	570 W (ATX, PFC)	AC 115 ~ 230 V (full range)	+5 V @ 50 A, +3.3 V @ 40 A, +12 V @ 34 A, -5 V @ 1 A, -12 V @ 1 A, +5 Vsb @ 1.2 A	+5 V @ 6 A, +3.3 V @ 2 A, +12 V @ 3 A, -12 V @ 0.1 A, -5 V @ 0.1 A, +5 Vsb @ 0.1 A	UL/TUV/CB/CCC	100,000 hours @ 25° C
1757001677 (3+1 redundant)	810 W (ATX, PFC)	AC 115 ~ 230 V (full range)	+5 V @ 75 A, +3.3 V @ 60 A, +12 V @ 51 A, -5 V @ 1.5 A, -12 V @ 1.5 A, +5 Vsb @ 1.6 A	+5 V @ 9 A, +3.3 V @ 3 A, +12 V @ 4.5 A, -12 V @ 0.15 A, -5 V @ 0.15 A, +5 Vsb @ 0.15 A	UL/TUV/CB/CCC	100,000 hours @ 25° C

## Accessories

Part Number	Description
1999000480	Side filter 45 x 200 x 6 mm
1999000490	Door filter 130 x 95 x 6 mm
96FDD-144-TE-B1	Black 3.5" FDD
96DVR-40X-I-AS-B	Black 5.25" 16X/40X/24X DVDRW-ROM

## Ordering Information

Part Number	Power Supply	Backplane	Regulation
IPC-623BP-00XBE	Without power supply, with ATX switch	-	-
IPC-623BP-40ZBE	1757000131G (single P/S)	-	CE
IPC-623BP-00RBE	Bare bone chassis for 460W / 570W / 810 W RPS, with ATX switch	-	-
IPC-623BP-46RZBE	1757001760 (1+1 RPS)	-	CE