

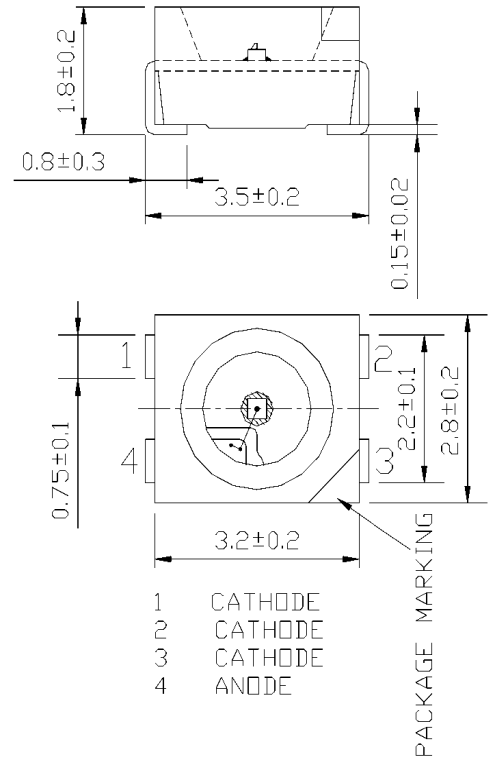
LM1-TYL1-11

Applications

Indicators
 Illuminations
 LCD Back lights
 Automobile Applications
 RGB Full color displays

Maximum Ratings (Ta=25°C)

Characteristic	Symbol	Max.	Unit
Forward Current	I _F	70	mA
Reverse Voltage	V _R	5	V
Power Dissipation	P _D	225.00	mW
Operating Temperature	T _{opr}	-40 ~ +100	°C
Storage Temperature	T _{stg}	-40 ~ +100	°C
Soldering Temperature	T _{sol}	260	°C
Soldering Time	-	for 3 sec. max	-



Opto-Electrical Characteristics (Ta=25°C)

Characteristic	Symbol	Test Condition	Min	Typ	Max	Unit
Forward Voltage	V _F	I _F =50mA	--	2.60	3.20	V
Reverse Current	I _R	V _R =5V	-	-	10	μ A
Luminous Intensity	I _v	I _F =50mA	450.00	700.00	-	mcd
Viewing Angle	2θ ^{1/2}	-	-	120°	-	deg.
Peak Wavelength	λ _p	I _F =50mA	-	594	-	nm
Dominant Wavelength	λ _d	I _F =50mA	-	591	-	nm
Spectral Line Half Width	Δλ	I _F =50mA	-	20	-	nm

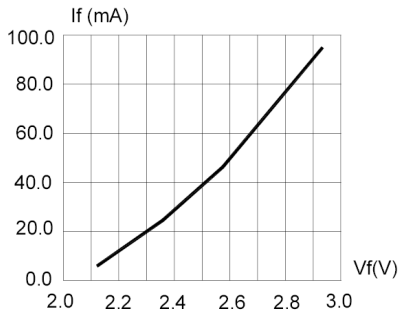


FIG.1 FORWARD CURRENT VS. FORWARD VOLTAGE.

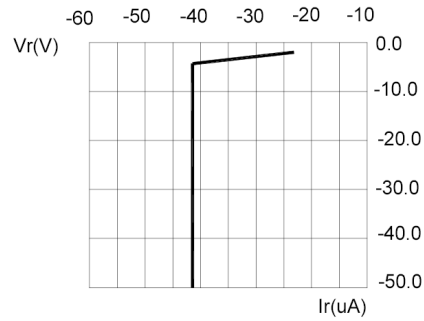


FIG.2 REVERSE CURRENT VS. REVERSE VOLTAGE.

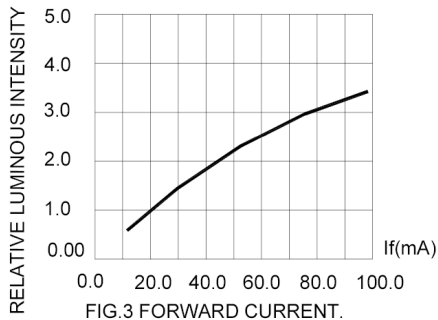


FIG.3 FORWARD CURRENT.

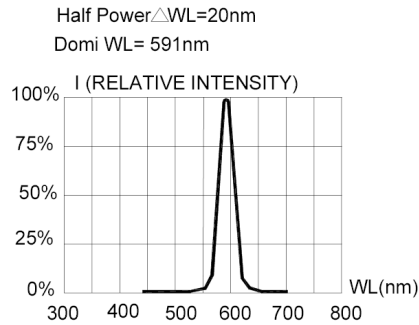


FIG.4 RELATIVE INTENSITY VS. WAVELENGTH.

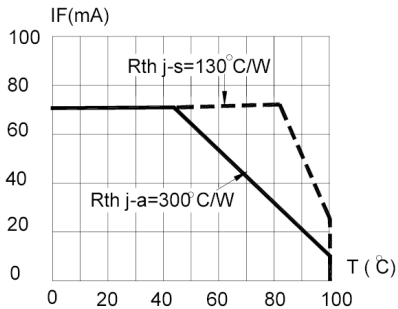


FIG.5 MAXIMUM FORWARD DC CURRENT VS TEMPERATURE. DERATING BASED ON $T_{jmax}=110^{\circ}C$

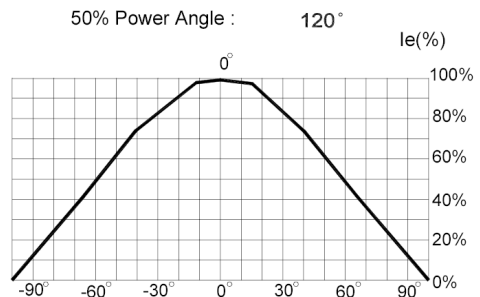


FIG.6 SPATIAL DISTRIBUTION.