

FWA-6500

Multi-Core x86 Intel® Xeon® Processor 5500 series based 2U Network Application Platform

NEW



Features

- 2 x Intel® Xeon® (Nehalem-EP) Processors 5500 series with QPI up to 6.4 GT/s
- 12 x DDR3 1066/1333 Registered ECC Memory up to 96 GB
- 4 x FRU modules by the PCI-express x8 gen.2 connectors
- FRU module includes 4ports RJ45/SFP GE NIC module, 2ports SFP + 10GE NIC module and 8ports RJ45/SFP GE NIC module
- 2 x PCI-E full-height/ half-length add-on cards
- 2 x 2.5" removable SATA HDD (3.5" removable SATA HDD for option)
- Supports Remote Management IPMI2.0 compliant



Introduction

Built upon the functionality and capability, the FWA-6500 system provides the high performance and feature set required for dual processor-based high-end network communication appliance with configuration options optimized for intensive computing, high energy-efficiency and high speed I/O bandwidth. The Intel® Xeon Dual/Quad-Core Nehalem-EP processors are based on the Intel QuickPath Interconnect architecture and VT technology to improve the performance in a virtual environment. It supports DDR3 1066/1333 Registered ECC memory that the memory controller is embedded in the Nehalem-EP processor.

The chipset consists of the Intel® 5520 Tylersburg IO Hub (IOH), Intel® I/O Controller Hub (ICH10R) and the I/O subsystem. The Intel 5520 IOH provides 36 PCI-E Gen2 Lanes and the ICH10R provides 6 x PCI-E Gen1 lanes. Therefore, the FWA-6500 can provide flexible and different combination of Ethernet modules such like 4ports RJ45/SFP GE NIC module, 2ports SFP+ 10GE NIC module and 8ports RJ45/SFP GE NIC module in the front. In addition, the FWA-6500 can support standard PCI-express expansion slots by riser card as well.



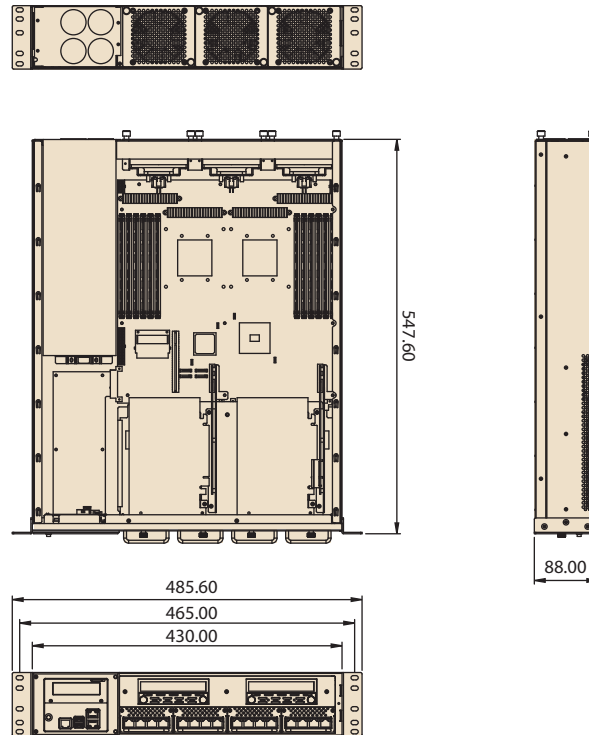
The FWA-6500 is optimized for space constrained installations. The FWA-6500 can support two 2.5" SATA Hard Drive Disks and still have space to support 2 PCI-E add-on card in front for the external access. On the other way, the FWA-6500 is also capable to support two 3.5" SATA Hard Drive Disks with the condition support on the riser card. The front panel also has one RJ45 type serial port, two Gigabit Ethernet management ports, two USB ports and the LCD Module for local system management, maintenance, and diagnostics. The system is FCC, UL, CE, CCC and RoHS compliant.

Specifications

Processor	CPU	2 x Intel Xeon Dual/Quad-Core processors	
	Max. Speed	Intel Xeon Processor 5500 series with QPI up to 6.4GT/s	
	L2 Cache	4 MB/8 MB	
Memory	Technology	DDR3 1066/1333 MHz ECC registered memory	
	Capacity	Up to 96 GB with 12 DIMM	
PCIe	Chipset	Intel 5520 (Tylersburg-EP) + Intel ICH10R	
	Expansion Slot	4 x PCIe x8 slots connect to NIC module 2 x PCIe x4 slots for riser card 1 x PCIe x4 slot for management board	
	Riser Card	2 x PCIe x4 riser cards Supports full-height/half-length cards and external access	
	Management Port	2 x Intel 82574E 10/100/1000 Base-T Ethernet	
Ethernet	NIC Module	4 x NIC modules	
	Gigabit Ethernet	Copper module included 4 x Gigabit Ethernet ports with Intel 82576 Ethernet controller by RJ-45 interface Fiber module included 4 x Gigabit Ethernet ports with Intel 82576 Ethernet controller by SFP interface	
	LAN Bypass	Up to 8 segments on the copper option	
	10GE Module	Intel 82599ES 10GE controller Support 2 port 10GE by SFP+ interface	
Storage	SATA	2 x 2.5" Hot-swappable SATA hard drive in the front 2 x 3.5" Hot-swappable SATA hard drive in the front (Option)	
	Compact Flash	1 x CF Socket	
Remote Management	IPMI	Hitachi H8 BMC	
Peripheral	USB	2 x USB 2.0 ports in the front	
	Serial	1 x console port by RJ-45 connector in the front	
	LCD Module	1	
Power	Watt	600W 2U (1+1 redundant, 600W each)	
	Input	AC 100 ~ 240 V @ 50 ~ 60 Hz, full range	
Environment	Temperature	Operating 0 ~ 40° C (32 ~ 104° F)	Non-Operating -20 ~ 75° C (-4 ~ 167° F)
	Humidity	5 ~ 85% @ 40° C (104° F)	
		5 ~ 95%	
Physical	Dimension (W x H x D)	430 x 80 x 547.6 mm	
	Weight	18Kg (40lb)	

Dimensions

Unit: mm



Ordering Information

Model Number	Configuration
FWA-6500CFE	FWA-6500 Base System + 4 x 4-port GE RJ45 Module, Up to 16ports GE
FWA-6500BE	FWA-6500 Base system
NAEM-0101	4-port GE RJ45 Module
NAEM-0102	4 port GE SFP Module
NAEM-1001	2 port 10GE SFP+ Module

* Advantech may make changes to specifications and product descriptions at any time, without notice.

Accessories

P/N	Description
1702002600	3P 180 cm, USA
1702002605	3P 180 cm, Europe
1702031801	3P 180 cm, UK
1700000237	3P 180 cm, JP

Packing List

P/N	Description
1700002463	CABLE RJ45 to Console 9P 220 cm T