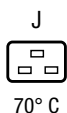


IEC Appliance Outlet J, Snap-in Mounting, Front Side, Quick-connect Terminal

**Description**

- Panel Mount:

- Snap-in version, from front side
- Connector, Pin temperature 70 °C, Protection class I,
- Quick connect terminals

Approvals

- VDE License Number: 40012242
- UL License Number: E57445
- CSA License Number: 1314981

References

[General Product Information](#)

Weblinks

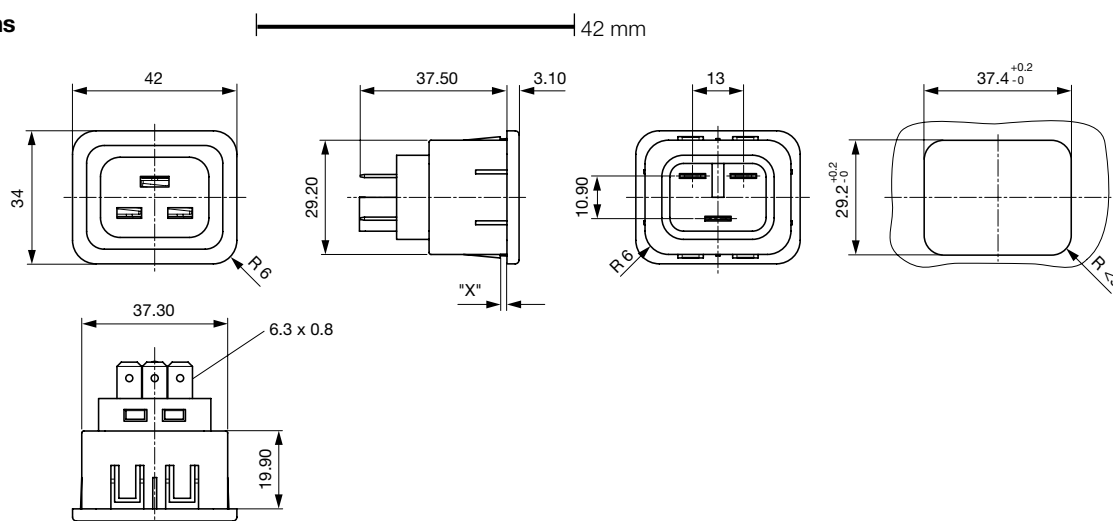
[Approvals](#), [RoHS](#), [CHINA-RoHS](#), [Mating Connectors](#), [Distributor-Stock-Check](#), [Accessories](#)

Technical Data

Ratings IEC	16 A / 250 VAC; 50 Hz
Ratings UL/CSA	21 A / 250 VAC; 60 Hz
Dielectric Strength	> 4 kVAC between L-N > 2 kVAC between L/N-PE (1 min/50 Hz)
Allowable Operation Temp.	-25 °C to 70 °C
Degree of Protection	from front side IP 40 acc. to IEC 60529
Protection Class	Suitable for appliances with protection class 1 acc. to IEC 61140
Terminal	Quick connect terminals straight
Panel Thickness s	Snap-in version: 1.5 mm
Material: Housing	UL 94V-0

Appliance Outlet

J acc. to IEC/EN 60320-2-2
UL 498, CSA C22.2 no. 42 (for cold conditions) pin-temperature 70 °C, 16 A, Protection Class 1

Dimensions

length of the terminal please find at the order code configuration table

Dimension "X" please ref. to table order code

Config. Code

Product Configurator


5213 - H - A B C 0 - D - E G

The characters are placeholders for the correspondingly keys of selections from the key tables.

5213 - H - A B C 0 - D - E G = Type

Type	Configuration key
protection class 1	X

5213 - H - A B C 0 - D - E G = Terminals

Terminal L	Configuration key
blade terminal (6,3x0,8mm) 	9

5213 - H - A B C 0 - D - E G = Terminals

Terminal N	Configuration key
blade terminal (6,3x0,8mm)	9
Symbols similar as in table A	

5213 - H - A B C 0 - D - E G = Terminals

Terminal Ground	Configuration key
blade terminal (6,3x0,8mm)	9
Symbols similar as in table A	

5213 - H - A B C 0 - D - E G = Color

Color	Configuration key
jet black; RAL9005	A
silver grey; RAL7001	B
pure white; RAL9010	D
standard color: black	

5213 - H - A B C 0 - D - E G = Style

Style	Configuration key
snap-in (x=panel thickness)	4

5213 - H - A B C 0 - D - E G = Dimension X

Dimension "X"	Configuration key
15	

The dimension "X" is displayed in ($\frac{1}{10}$ mm). This information is also valid for the order code

Variants

Type	Panel mounting	Panel Thickness s [mm]	Terminal	Order Number
-	Snap-in version	-	Quick connect terminals	6183.0001

Variants

Config. Code	Description	Order Number
-X-9990-A-415	, IEC Appliance Outlet J, 70°C, version: 1, L: blade terminal (6,3x0,8mm), N: blade terminal (6,3x0,8mm), ground: blade terminal (6,3x0,8mm), color: jet black; RAL9005, design: snap-in (x=panel thickness), dimension X: 15	6183.0001

The listed variants should be available from stock Other versions on request www.schurter.com/contact

Packaging unit 50 Pcs

Mating Inlets/Plugs

Category / Description

[Plug Overview complete](#)



IEC Plug I, Cord Connector (Rewireable), Straight	0106
IEC Plug I, Cord Connector (Rewireable), Straight	0922
IEC Plug I, Cord Connector (Rewireable), Angled	1611
IEC Plug I, Cord Connector (Rewireable), Straight	1612
IEC Plug I, Cord Connector (Rewireable), Angled	4789

[Plug further types to 5213](#)

...