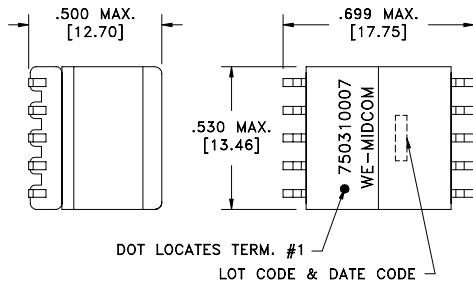
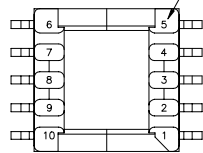


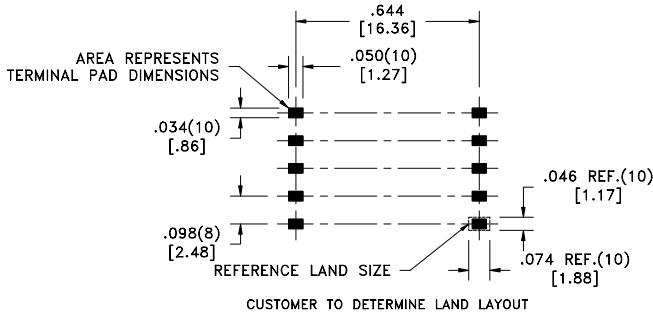
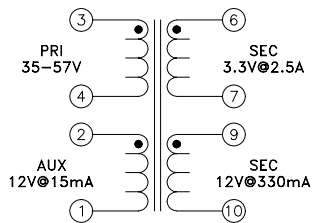
CUSTOMER TERMINAL	RoHS	LEAD(Pb)-FREE
Sn96%, Ag4%	Yes	Yes



TERM. NO.'s FOR REF. ONLY



DOT LOCATES TERM. #1  
LOT CODE & DATE CODE



**ELECTRICAL SPECIFICATIONS @ 25°C unless otherwise noted:**

PARAMETER	TEST CONDITIONS	VALUE
D.C. RESISTANCE	1-2 @20°C	0.250 ohms ±10%
D.C. RESISTANCE	3-4 @20°C	0.180 ohms ±10%
D.C. RESISTANCE	6-7 @20°C	0.017 ohms max.
D.C. RESISTANCE	9-10 @20°C	0.105 ohms ±10%
INDUCTANCE	3-4 100kHz, 100mVAC, Ls	127.0uH ±10%
LEAKAGE INDUCTANCE	3-4 tie(1+2, 6+7, 9+10) 100kHz, 100mVAC, Ls	1.2uH max.
DIELECTRIC	1-6 1875VAC, 1 second	1500VAC, 1 minute
DIELECTRIC	1-10 1875VAC, 1 second	1500VAC, 1 minute
DIELECTRIC	4-6 1875VAC, 1 second	1500VAC, 1 minute
DIELECTRIC	4-10 1875VAC, 1 second	1500VAC, 1 minute
TURNS RATIO	(3-4):(6-7)	6:1, ±1%
TURNS RATIO	(3-4):(9-10)	1.764:1, ±1%
TURNS RATIO	(3-4):(2-1)	1.764:1, ±1%

**GENERAL SPECIFICATIONS:**

OPERATING TEMPERATURE RANGE: -40°C to +125°C.

REV.	DATE
6A	12/07

Packaging Specifications  
Method: Tape & Reel  
PKG-0499  
www.midcom-inc.com

Unless otherwise specified:  
Tolerances: Fractions: ±1/64  
Angles: ±1° Decimals: ±.005[.127]  
This drawing is dual dimensioned. Dimensions in brackets are in millimeters.

DRAWING TITLE  
**TRANSFORMER**  
eiSos p/n: 750310007

Midcom WE  
www.midcom-inc.com

DRAWING NO.  
**750310007**  
REVISIONS: SEE SHEET 1 SCALE --- SHEET 2 OF 5