




## Bulk Metal<sup>®</sup> Foil Technology 4 Pin Transistor Outline Hermetic Resistor Network



Product may not be to scale

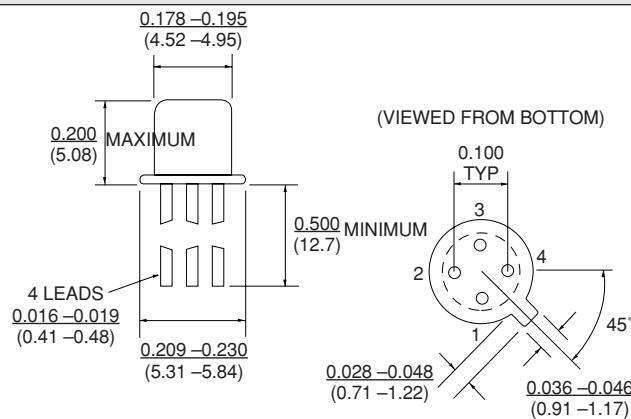
The four pin TO-18 package is the smallest available in the miniature hermetically sealed series of networks. It should be the first choice for simple networks requiring multiple R's. This network can contain up to 5, V5X5 resistor chips. Note that case grounding limits the circuit options to a two resistor divider. Review data sheet "7 Technical Reasons to Specify Bulk Metal<sup>®</sup> Foil Resistor Networks."

### ORDERING INFORMATION - 1403 PARTS

Networks are built to your requirements. Send your schematic and electrical requirements to the Applications Engineering Department. (See data sheet "Network Worksheet.") A unique part number will be assigned which defines all aspects of your network.

THROUGH HOLE

**FIGURE 1 - STANDARD DIMENSIONS** in inches (millimeters)



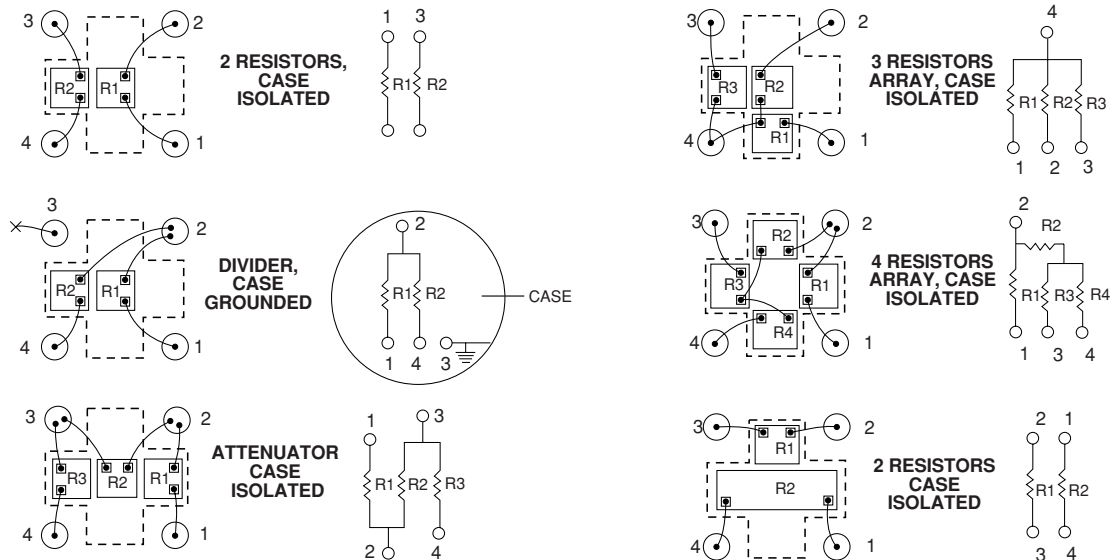
VISHAY MODEL NUMBER	CHIP CAPACITY	MAXIMUM POWER RATING (WATTS) @ +70°C
1403	V15X5 - 1 chip and V5X5 - 2 chips	0.15 Watt
	V5X5 - 5 chips	

**NOTES:**

1. These networks utilize Vishay Bulk Metal<sup>®</sup> Foil resistor chips V5X5 and V15X5 or VTF15X10 Thin Film chips.
2. The V5X5 and V15X5 chips have maximum resistance values of 10K and 33K respectively in Bulk Metal<sup>®</sup> Foil and 500K in VTF15X5 Thin Film chips.

**FIGURE 2 - SAMPLE CIRCUIT DESIGNS AND CHIP LAYOUTS**

**NOTE:** Usable area is represented by the dotted lines—a cross 0.150 Inches x 0.150 Inches with arm widths of 0.050 Inches. Illustrations not to scale. Chips shown undersize for clarity. Drawing view is from the top looking down into the package.



SALES  
 • ISRAEL: [foilsales.israel@vishay.com](mailto:foilsales.israel@vishay.com) • FRANCE/SWITZERLAND/SOUTHERN EUROPE: [foilsales.eusouth@vishay.com](mailto:foilsales.eusouth@vishay.com) • AMERICAS: [foilsales.usa@vishay.com](mailto:foilsales.usa@vishay.com)  
 • ASIA/JAPAN: [foilsales.asia@vishay.com](mailto:foilsales.asia@vishay.com) • UK/HOLLAND/SCANDINAVIA: [foilsales.eunorth@vishay.com](mailto:foilsales.eunorth@vishay.com) • GERMANY/CZECH REPUBLIC/AUSTRIA: [foilsales.eucentral@vishay.com](mailto:foilsales.eucentral@vishay.com)



## Disclaimer

All product specifications and data are subject to change without notice.

Vishay Intertechnology, Inc., its affiliates, agents, and employees, and all persons acting on its or their behalf (collectively, "Vishay"), disclaim any and all liability for any errors, inaccuracies or incompleteness contained herein or in any other disclosure relating to any product.

Vishay disclaims any and all liability arising out of the use or application of any product described herein or of any information provided herein to the maximum extent permitted by law. The product specifications do not expand or otherwise modify Vishay's terms and conditions of purchase, including but not limited to the warranty expressed therein, which apply to these products.

No license, express or implied, by estoppel or otherwise, to any intellectual property rights is granted by this document or by any conduct of Vishay.

The products shown herein are not designed for use in medical, life-saving, or life-sustaining applications unless otherwise expressly indicated. Customers using or selling Vishay products not expressly indicated for use in such applications do so entirely at their own risk and agree to fully indemnify Vishay for any damages arising or resulting from such use or sale. Please contact authorized Vishay personnel to obtain written terms and conditions regarding products designed for such applications.

Product names and markings noted herein may be trademarks of their respective owners.