

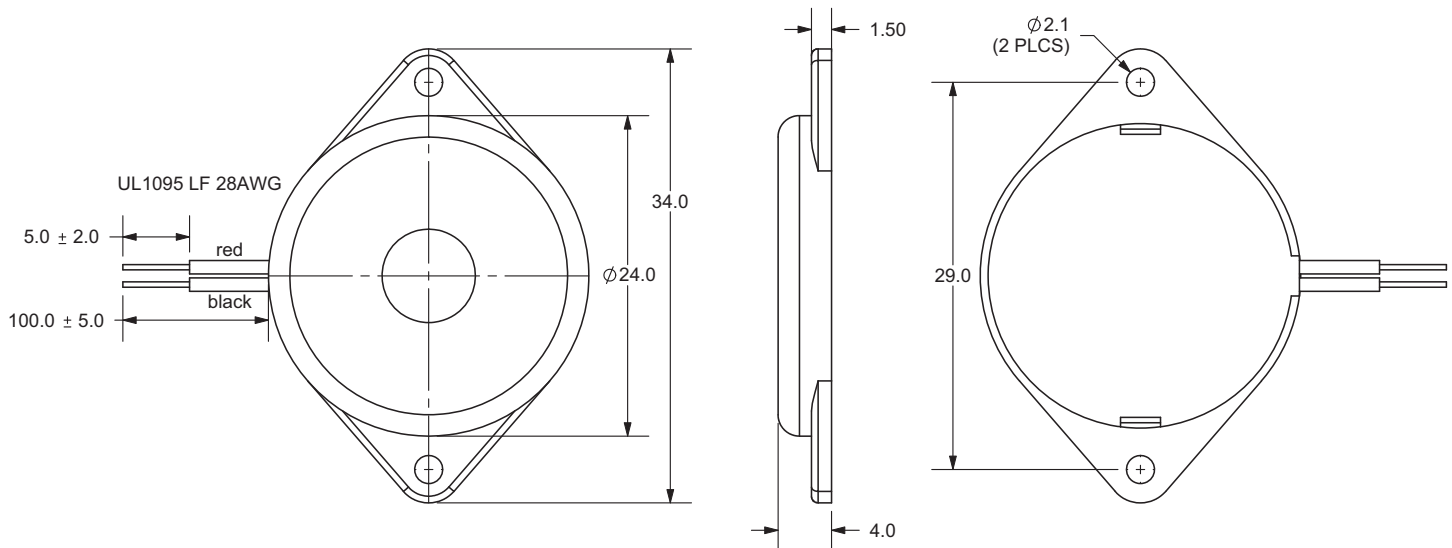
PART NUMBER: CPE-120

DESCRIPTION: piezo audio transducer

SPECIFICATONS

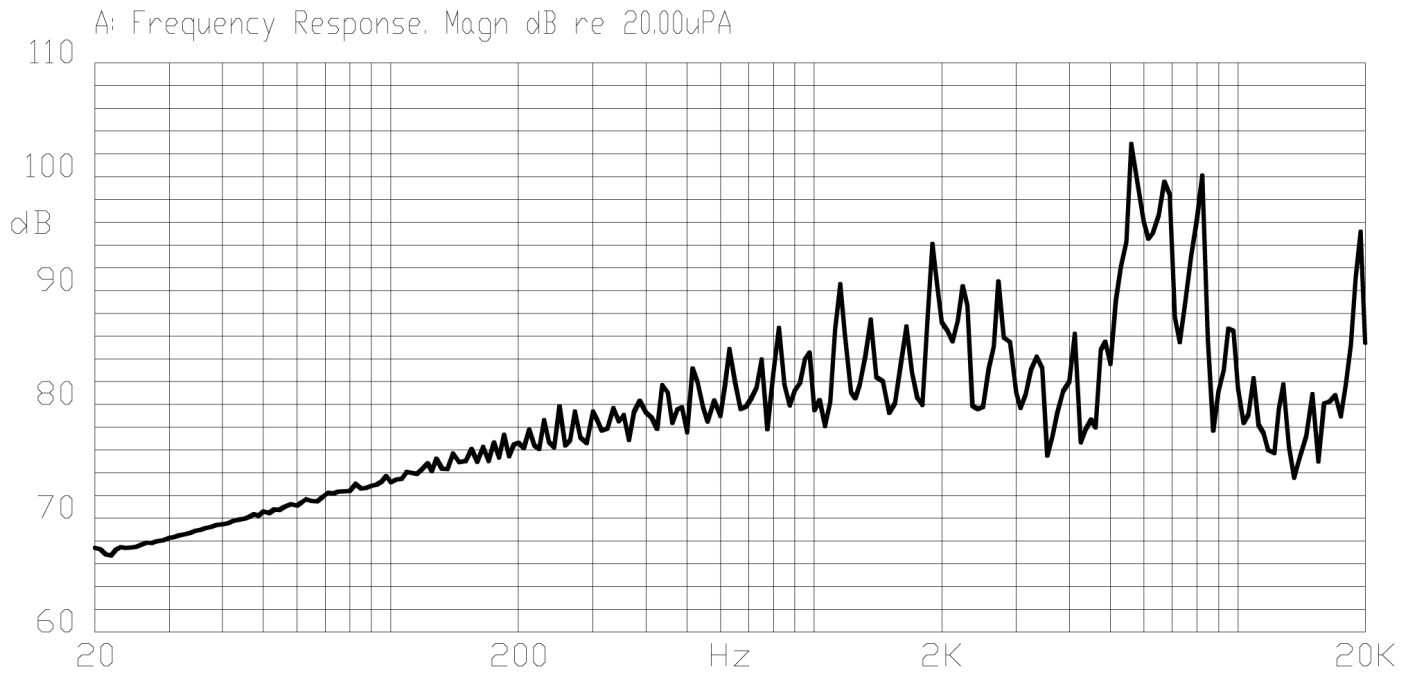
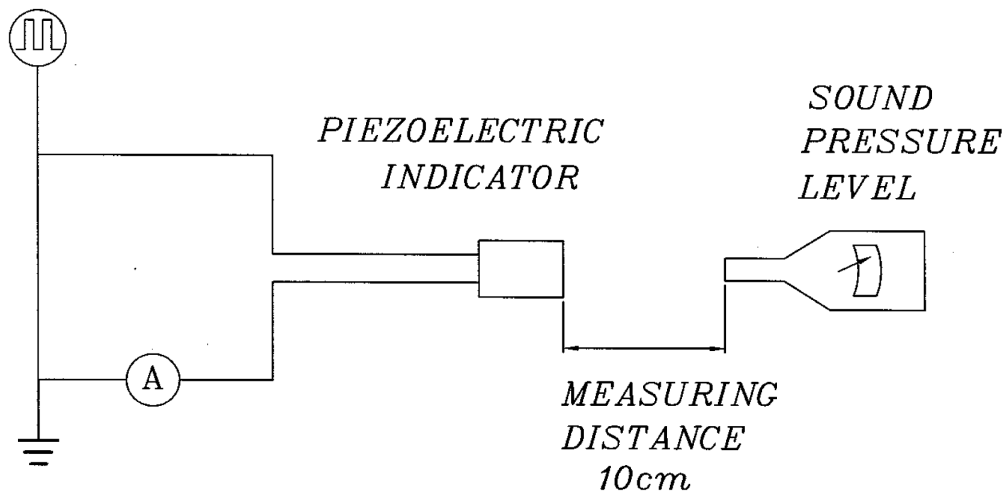
operating voltage	30 Vp-p max.	
current consumption	8 mA max.	at 10 Vp-p, sqare wave, 6.0 Khz
sound pressure level	88 db min.	at 10 cm/10 Vp-p, sqare wave, 6.0 Khz
electrostatic capacity	12,000 ± 30%	at 1 KHz/1 V
operating temperature	-30 ~ +85° C	
storage temprature	-40 ~ +95° C	
dimensions	Ø24.0 x H4.0 mm	
weight	2.4 g max.	
material	ABS UL-94 1/16" HB high heat (black)	
terminal	wire type	
RoHS	yes	

APPEARANCE DRAWING

 tolerance: ±0.5
 units: mm


PART NUMBER: CPE-120

DESCRIPTION: piezo audio transducer

FREQUENCY RESPONSE CURVE

MEASUREMENT METHOD

S.P.L. Measuring Circuit

Input Signal: 10 Vp-p, 6.0 KHz, square wave

Mic: RION S.P.L. meter UC30 or equivalent

S.G.: Hewlett Packard 33120A function generator or equivalent

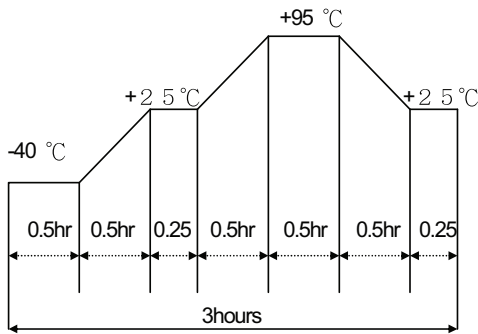
PART NUMBER: CPE-120

DESCRIPTION: piezo audio transducer

MECHANICAL CHARACTERISTICS

item	test condition	evaluation standard
solderability	Stripped wires are immersed in rosin for 5 seconds and then immersed in solder bath of $270 \pm 5^{\circ}\text{C}$ for 3 ± 1 seconds.	90% min. of the lead terminals will be wet with solder (except the edge of the terminal).
soldering heat resistance	Stripped wires are immersed up to 1.5mm from buzzer's body in solder bath of $300 \pm 5^{\circ}\text{C}$ for 3 ± 0.5 seconds or $260 \pm 5^{\circ}\text{C}$ for 10 ± 1 seconds.	No interference in operation.
lead wire pull strength	The pull force shall be applied to lead wire: Horizontal 3.0N for 30 seconds Vertical 2.0N for 30 seconds	No damage or cutting off.
vibration	The buzzer shall be measured after applying a vibration amplitude of 1.5 mm with 10 to 55 Hz band of vibration frequency to each of the 3 perpendicular directions for 2 hours.	The value of oscillation frequency/current consumption should be $\pm 10\%$ of the initial measurements. The SPL should be within $\pm 10\text{dB}$ compared with the initial measurement.
drop test	The part will be dropped from a height of 75 cm onto a 40 mm thick wooden board 3 times in 3 axes (X, Y, Z) for a total of 9 drops.	

ENVIRONMENT TEST

item	test condition	evaluation standard
high temp. test	After being placed in a chamber at $+95^{\circ}\text{C}$ for 240 hours.	The buzzer will be measured after being placed at $+25^{\circ}\text{C}$ for 4 hours. The value of the oscillation frequency/current consumption should be $\pm 10\%$ compared to the initial measurements. The SPL should be within $\pm 10\text{dB}$ compared to the initial measurements.
low temp. test	After being placed in a chamber at -40°C for 240 hours.	
humidity test	After being placed in a chamber at $+40^{\circ}\text{C}$ and $90 \pm 5\%$ relative humidity for 240 hours.	
temp. cycle test	The part shall be subjected to 5 cycles. One cycle will consist of: 	

PART NUMBER: CPE-120**DESCRIPTION:** piezo audio transducer

RELIABILITY TEST

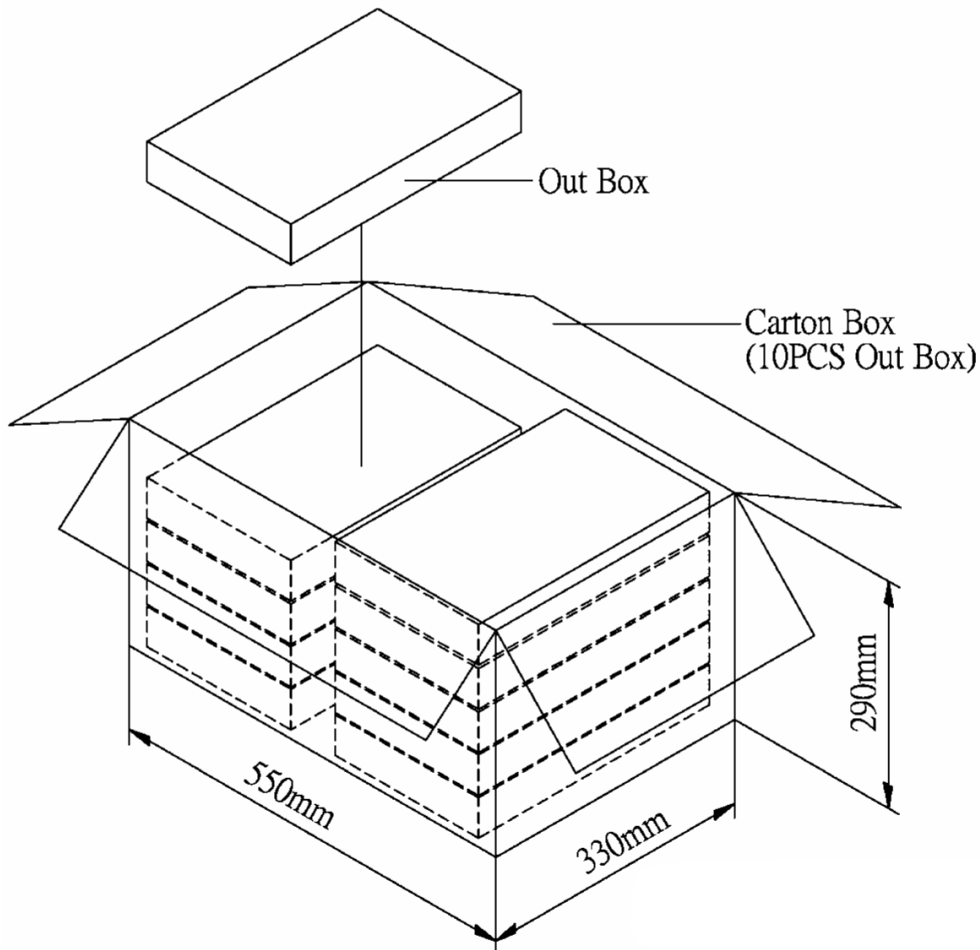
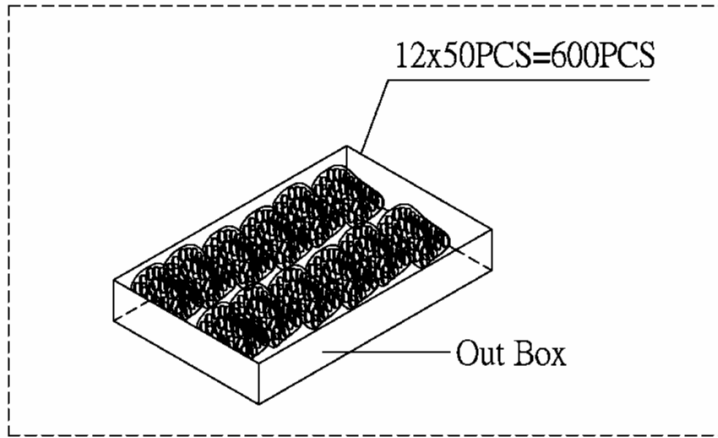
item	test condition	evaluation standard
operating (life test)	1. Continuous life test: The part will be subjected to 48 hours of continuous operation at +70°C with rated voltage applied. 2. Intermittent life test: A duty cycle of 1 minute on, 1 minutes off, a minimum of 5,000 times at room temp (+25 ±2°C) with rated voltage applied.	The buzzer will be measured after being placed at +25°C for 4 hours. The value of the oscillation frequency/current consumption should be ±10% compared to the initial measurements. The SPL should be within ±10dB compared to the initial measurements.

TEST CONDITIONS

standard test condition	a) temperature: +5 ~ +35°C	b) humidity: 45 - 85%	c) pressure: 860-1060 mbar
judgement test condition	a) temperature: +25 ±2°C	b) humidity: 60 - 70%	c) pressure: 860-1060 mbar

PART NUMBER: CPE-120

DESCRIPTION: piezo audio transducer

PACKAGING


Out Box	310mmx248mmx49mm	12x50PCS=600PCS
Carton Box	550mmx330mmx290mm	600PCSx10=6,000PCS