

PLEASE CHECK WWW.MOLEX.COM FOR LATEST PART INFORMATION

Part Number: [0038002116](#)
Status: **Active**
Overview: [kk](#)
Description: 2.54mm (.100") KK® IDT Double Cantilever Contact, 26 Circuits, Tin (Sn), Feed-Through, Friction Ramp and Polarizing Rib, Brown ID Strip

Documents:

[3D Model](#) [Product Specification PSX-7690S \(PDF\)](#)
[Drawing \(PDF\)](#) [RoHS Certificate of Compliance \(PDF\)](#)

Agency Certification

CSA LR19980

General

Product Family IDT and Solder Connectors
 Series [7720](#)
 Comments Version J
 Crimp Quality Equipment Yes
 Overview [kk](#)
 Product Name KK®

Physical

Circuits (Loaded) 26
 Circuits (maximum) 26
 Color - Resin Natural
 Durability (mating cycles max) 5
 Flammability 94V-2
 Gender Female
 Glow-Wire Compliant No
 Lock to Mating Part None
 Material - Metal Brass
 Material - Plating Mating Tin
 Material - Plating Termination Tin
 Material - Resin Nylon
 Number of Rows 1
 Packaging Type Bag
 Pitch - Mating Interface (in) 0.100 In
 Pitch - Mating Interface (mm) 2.54 mm
 Pitch - Term. Interface (in) 0.100 In
 Pitch - Term. Interface (mm) 2.54 mm
 Polarized to Mating Part Yes
 Stackable No
 Temperature Range - Operating 0°C to +75°C
 Termination Interface: Style IDT or Pierce
 Wire Size AWG 26 Stranded, 28 Solid, 28 Stranded Topcoat

Electrical

Current - Maximum per Contact 4A
 Voltage - Maximum 250V

Material Info

Old Part Number A-7720S-C26J

Reference - Drawing Numbers

Packaging Specification PK-7720-100
 Product Specification PSX-7690S
 Sales Drawing SDA-7720S-*N*



image - Reference only

EU RoHS

ELV and RoHS Compliant
REACH SVHC
 Not Reviewed
Halogen-Free Status
Not Reviewed

China RoHS



Need more information on product environmental compliance?

Email productcompliance@molex.com
 For a multiple part number RoHS Certificate of Compliance, [click here](#)

Please visit the [Contact Us](#) section for any non-product compliance questions.

Search Parts in this Series

[7720Series](#)

Application Tooling | [FAQ](#)

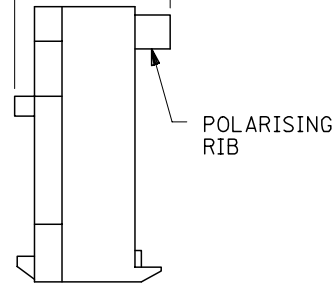
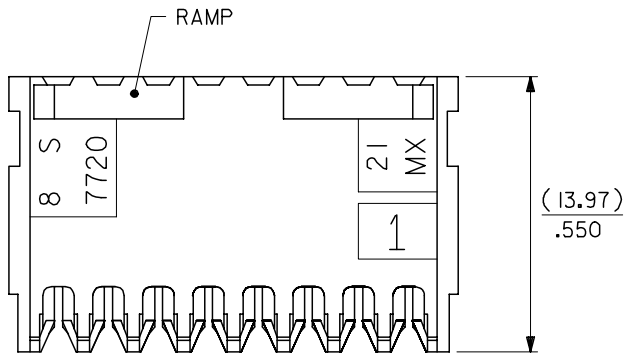
Tooling specifications and manuals are found by selecting the products below. Crimp Height Specifications are then contained in the Application Tooling Specification document.

Global

| Description | Product # |
|---|----------------------------|
| Insertion Tool for 2.54mm (.100") Pitch KK® IDT Crimp Terminals | 0638133504 |
| IDT - Semi-automatic | 0011200412 |
| - Bench-Top Terminator | |

This document was generated on 05/19/2010

PLEASE CHECK WWW.MOLEX.COM FOR LATEST PART INFORMATION



BASE No. A-7720S- * N * - * VOID LOC' n.
 TERMINAL DESIGNATION
 No. OF CCTS.

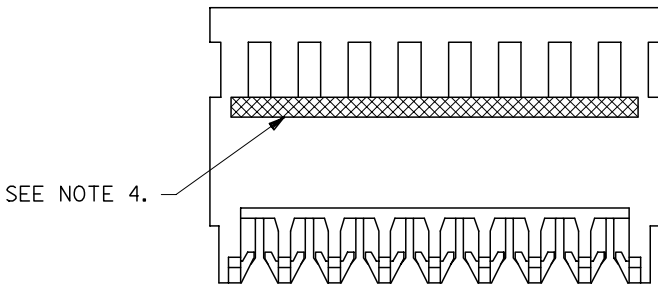
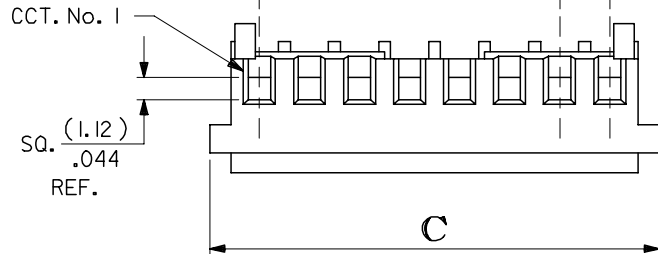
HOUSING CONFIGURATION

- WITHOUT BACKWALL { A. HSG, NO RAMP, NO POL. RIBS
 B. WITH RAMP
 C. WITH RAMP AND POL. RIB
- WITH BACKWALL { D. HSG, NO RAMP, NO POL. RIB
 E. WITH RAMP
 F. WITH RAMP AND POL. RIB

NOTES:

- MATERIAL: NYLON 6/6, 94V-2, NATURAL.
- THIS ASSY. IS FOR USE WITH (0.64)/.025 SQ. OR RD. PINS. INSERTION DEPTH (6.10-7.87)/.240-.310
- THIS ASSY. WILL ACCOMMODATE (1.42)/.056 MAX. INSULATION DIA.
- COLOURED STRIPE ON FULL LENGTH OF RIB DENOTES WIRE GAUGE (SEE CHART).
- VOIDS ARE AVAILABLE WITH PIN WINDOWS MOULDED CLOSED.
- ALL TERMINALS HAVE CAT-EARS CONFIGURATION EXCEPT WHEN GOLD PLATED.
- FOR STANDARD PARTS SEE SHEETS 2&3.
- FOR NON STANDARD PLATING OPTIONS SEE SHEET 4.

| NO OF CCTS | DIMn. A | DIMn. C |
|------------|-------------------|-------------------|
| 2 | (2.54) / .100 | (7.59) / .299 |
| 3 | (5.08) / .200 | (10.13) / .399 |
| 4 | (7.62) / .300 | (12.67) / .499 |
| 5 | (10.16) / .400 | (15.21) / .599 |
| 6 | (12.70) / .500 | (17.75) / .699 |
| 7 | (15.24) / .600 | (20.29) / .799 |
| 8 | (17.78) / .700 | (22.83) / .899 |
| 9 | (20.32) / .800 | (25.37) / .999 |
| 10 | (22.86) / .900 | (27.91) / 1.099 |
| 11 | (25.40) / 1.000 | (30.45) / 1.199 |
| 12 | (27.94) / 1.100 | (32.99) / 1.299 |
| 13 | (30.48) / 1.200 | (35.53) / 1.399 |
| 14 | (33.02) / 1.300 | (38.07) / 1.499 |
| 15 | (35.56) / 1.400 | (40.61) / 1.599 |
| 16 | (38.10) / 1.500 | (43.15) / 1.699 |
| 17 | (40.64) / 1.600 | (45.69) / 1.799 |
| 18 | (43.18) / 1.700 | (48.23) / 1.899 |
| 19 | (45.72) / 1.800 | (50.77) / 1.999 |
| 20 | (48.26) / 1.900 | (53.31) / 2.099 |
| 21 | (50.80) / 2.000 | (55.85) / 2.199 |
| 22 | (53.34) / 2.100 | (58.39) / 2.299 |
| 23 | (55.88) / 2.200 | (60.93) / 2.399 |
| 24 | (58.42) / 2.300 | (63.47) / 2.499 |
| 25 | (60.96) / 2.400 | (66.01) / 2.599 |
| 26 | (63.50) / 2.500 | (68.55) / 2.699 |
| 27 | (66.04) / 2.600 | (71.09) / 2.799 |
| 28 | (68.58) / 2.700 | (73.63) / 2.899 |



| | |
|---------------------------------|-------------|
| REVISION UPDATE | DESCRIPTION |
| EC NO: E2007-0125 | |
| DRWN: WASZKI, EMI CZ 2006/10/10 | |
| CHKD: D. MORIARTY 2006/10/11 | |
| APPR: DENNEHY 2006/10/11 | |
| REV | DESCRIPTION |
| V | |

| | |
|-----------------|-------|
| QUALITY SYMBOLS | VALUE |
| ▽=0 | |
| ▽=0 | |

| | | |
|--|--------|--------|
| GENERAL TOLERANCES (UNLESS SPECIFIED) | MM | INCH |
| 4 PLACES | ± --- | ± --- |
| 3 PLACES | ± --- | ± .005 |
| 2 PLACES | ± 0.13 | ± .010 |
| 1 PLACE | ± 0.25 | ± --- |
| ANGULAR ± 2 ° | | |
| DRAFT WHERE APPLICABLE MUST REMAIN WITHIN DIMENSIONS | | |

| | |
|-----------------|------|
| DIMENSION STYLE | |
| MM/IN | |
| DRAWN BY | DATE |
| GCH | |
| CHECKED BY | DATE |
| D. MORIARTY | |
| APPROVED BY | DATE |
| J. DENNEHY | |
| MATERIAL NO. | |
| SEE CHART | |

| | | |
|---|--------------|------------------------|
| SCALE | DESIGN UNITS | THIRD ANGLE PROJECTION |
| 4:1 | METRIC | ☉ □ |
| TITLE | | |
| HOUSING I.D. CONNECTOR (2.54)/.100 CENTRES NON\$ | | |
| MOLEX MOLEX INCORPORATED | | |
| DOCUMENT NO. | SHEET NO. | |
| SDA-7720S-*N* | 1 OF 4 | |
| THIS DRAWING CONTAINS INFORMATION THAT IS PROPRIETARY TO MOLEX INCORPORATED AND SHOULD NOT BE USED WITHOUT WRITTEN PERMISSION | | |

10 9 8 7 6 5 4 3 2 1

| PART NO. | ENG. NO. | CCTS. | TERMINAL | I.D. STRIPE | PLATING |
|------------|--------------|-------|---------------|-------------|--|
| 38-00-2092 | A-7720S-C 2J | 2 | 40125-J(P918) | BROWN | HOT TIN DIP (1-3µM)/.000040-.000120 |
| ▲ 2093 | ▲ C 3J | 3 | ▲ | ▲ | |
| 2094 | C 4J | 4 | | | |
| 2095 | C 5J | 5 | | | |
| 2096 | C 6J | 6 | | | |
| 2097 | C 7J | 7 | | | |
| 2098 | C 8J | 8 | | | |
| 2099 | C 9J | 9 | | | |
| 2100 | C10J | 10 | | | |
| 2101 | C11J | 11 | | | |
| 2102 | C12J | 12 | | | |
| 2103 | C13J | 13 | | | |
| 2104 | C14J | 14 | | | |
| 2105 | C15J | 15 | | | |
| 2106 | C16J | 16 | | | |
| 2107 | C17J | 17 | | | |
| 2108 | C18J | 18 | | | |
| 2109 | C19J | 19 | | | |
| 2110 | C20J | 20 | | | |
| 2111 | C21J | 21 | | | |
| 2112 | C22J | 22 | | | |
| 2113 | C23J | 23 | | | |
| 2114 | C24J | 24 | | | |
| 2115 | C25J | 25 | | | |
| 2116 | C26J | 26 | | | |
| ▼ 2117 | ▼ C27J | 27 | ▼ | ▼ | |
| 38-00-2118 | A-7720S-C28J | 28 | 40125-J(P918) | BROWN | |

| PART NO. | ENG. NO. | CCTS. | TERMINAL | I.D. STRIPE | PLATING |
|------------|------------------|-------|--------------|-------------|---|
| 38-00-0579 | A-7720S-C6J(561) | 6 | 40627-J(561) | BROWN | SELECTIVE GOLD (0.76µM)/.000030 MIN. OVER (1.27µM)/.000050 NICKEL MIN. |

NOTE: 18 - 28 CIRCUITS ARE NON-STANDARD.

| | | | | | | | | | |
|--|-----------------|---------------------------------------|-------------|--|-----------|--------------------|---|------------------------|-----------|
| CORRECT PLATING EC NO: E2007-0125 DRWN: MASZKI EMI CZ 2006/10/10 CHK'D: MORIARTY 2006/10/11 APPR: DENNEHY 2006/10/11 | QUALITY SYMBOLS | GENERAL TOLERANCES (UNLESS SPECIFIED) | | DIMENSION STYLE MM ONLY | | SCALE --- | DESIGN UNITS METRIC | THIRD ANGLE PROJECTION | |
| | ▼=0 | mm | INCH | DRAWN BY | DATE | TITLE | INSULATION DISPLACEMENT CONNECTOR (2.54)/.100 CENTRES | | |
| | ▽=0 | 4 PLACES ±--- | ±--- | MCC | DATE | MOLEX INCORPORATED | | | |
| | ▽=0 | 3 PLACES ±--- | ±--- | CHECKED BY | DATE | | MATERIAL NO. | DOCUMENT NO. | SHEET NO. |
| | 2 PLACES ±--- | ±--- | D. MORIARTY | DATE | SEE CHART | SDA-7720S-*N* | | | |
| | 1 PLACE ±--- | ±--- | J. DENNEHY | DATE | | | THIS DRAWING CONTAINS INFORMATION THAT IS PROPRIETARY TO MOLEX INCORPORATED AND SHOULD NOT BE USED WITHOUT WRITTEN PERMISSION | | |
| | | ANGULAR ±---° | | DRAFT WHERE APPLICABLE MUST REMAIN WITHIN DIMENSIONS | | | | | |

9 8 7 6 5 4 3 2 1