

PLEASE CHECK WWW.MOLEX.COM FOR LATEST PART INFORMATION

Part Number: **0871301400**
Status: **Active**
Description: 2.50mm (.098") Pitch Cable Holder, for Discrete Wire, Flat Cable and Ribbon Cable 14 Circuits

Documents:

[3D Model](#) [Product Specification PS-87130-001 \(PDF\)](#)
[Drawing \(PDF\)](#) [RoHS Certificate of Compliance \(PDF\)](#)

Agency Certification

CSA LR19980

General

Product Family Ribbon Cable / Wire Trap Connectors
 Series [87130](#)
 Component Type One Piece
 Glow-Wire Compliant No
 Product Name Board-In, Cable Holder

Physical

Circuits (Loaded) 14
 Circuits (maximum) 14
 Entry Angle Vertical
 Flammability 94V-0
 Lock to Mating Part None
 Number of Rows 1
 PCB Locator Yes
 PCB Retention Yes
 PCB Thickness Recommended (in) 0.062 In
 PCB Thickness Recommended (mm) 1.60 mm
 Packaging Type Bag
 Pitch - Mating Interface (in) 0.098 In
 Pitch - Mating Interface (mm) 2.50 mm
 Pitch - Term. Interface (in) 0.098 In
 Pitch - Term. Interface (mm) 2.50 mm
 Polarized to Mating Part Yes
 Polarized to PCB No
 Shrouded Fully
 Stackable No
 Surface Mount Compatible (SMC) No
 Temperature Range - Operating -25°C to +85°C
 Wire Insulation Diameter 1.60mm (.063") max.
 Wire Size AWG 24, 26
 Wire/Cable Type Discrete Wire, Ribbon Cable

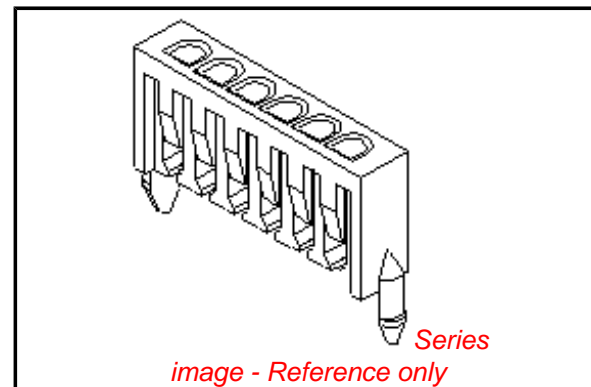
Electrical

Current - Maximum per Contact 1A
 Voltage - Maximum 125V

Material Info

Reference - Drawing Numbers

Product Specification PS-87130-001
 Sales Drawing SD-87130-**00



EU RoHS

ELV and RoHS Compliant
REACH SVHC Contains SVHC: No
Halogen-Free Status
Not Reviewed

China RoHS



Need more information on product environmental compliance?

Email productcompliance@molex.com
 For a multiple part number RoHS Certificate of Compliance, [click here](#)

Please visit the [Contact Us](#) section for any non-product compliance questions.

Search Parts in this Series

[87130Series](#)

Mates With

N/A

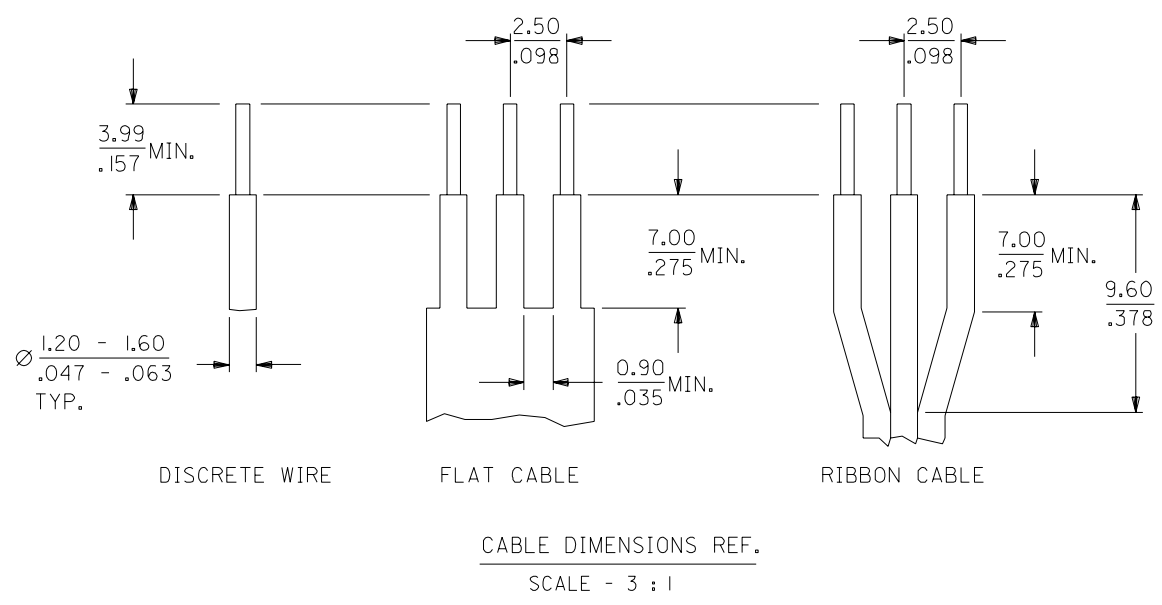
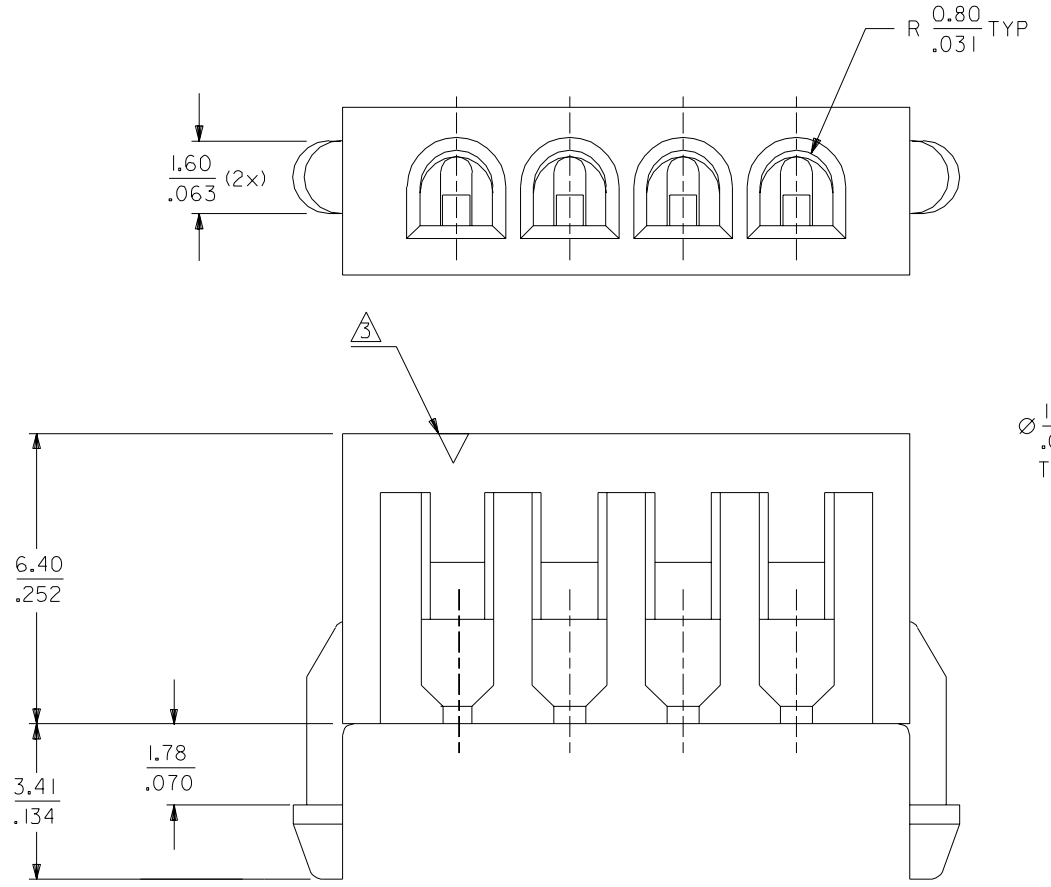
Use With

Discrete Wire, Flat Cable, or Ribbon Cable

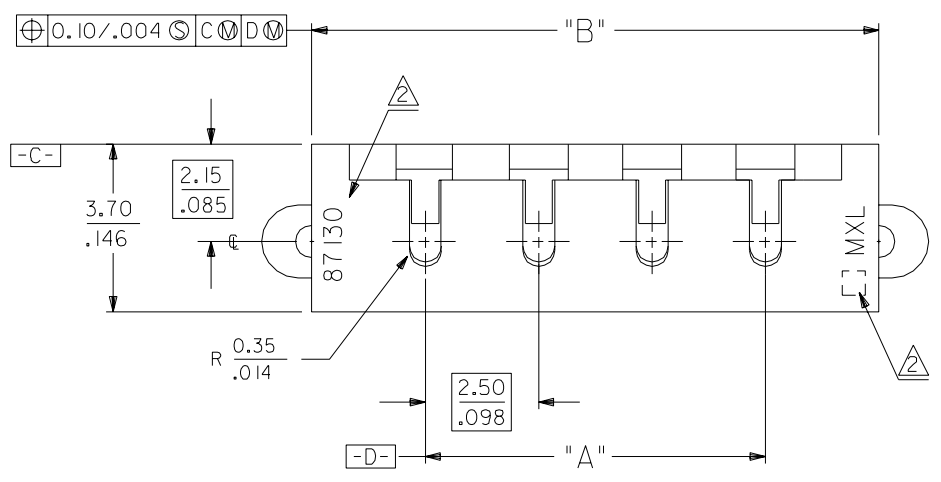
This document was generated on 04/19/2010

PLEASE CHECK WWW.MOLEX.COM FOR LATEST PART INFORMATION

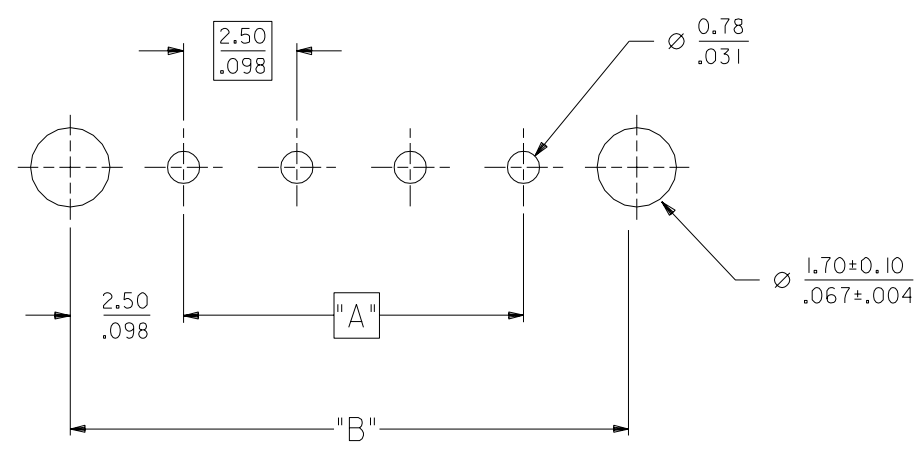
DWG. NO. SD 87130-**-00
 CAD FILE S87130.DGN



ENG. NO.	CKT SIZE	DIM "A"		DIM "B"	
		MM	INCH	MM	INCH
87130-0200	2	2.50	.098	7.50	.295
87130-0300	3	5.00	.197	10.00	.394
87130-0400	4	7.50	.295	12.50	.492
87130-0500	5	10.00	.394	15.00	.591
87130-0600	6	12.50	.492	17.50	.689
87130-0700	7	15.00	.591	20.00	.787
87130-0800	8	17.50	.689	22.50	.886
87130-0900	9	20.00	.787	25.00	.984
87130-1000	10	22.50	.886	27.50	1.083
87130-1100	11	25.00	.984	30.00	1.181
87130-1200	12	27.50	1.083	32.50	1.280
87130-1300	13	30.00	1.181	35.00	1.378
87130-1400	14	32.50	1.280	37.50	1.476
87130-1500	15	35.00	1.378	40.00	1.575
87130-1600	16	37.50	1.476	42.50	1.673
87130-1700	17	40.00	1.575	45.00	1.772
87130-1800	18	42.50	1.673	47.50	1.870
87130-1900	19	45.00	1.772	50.00	1.969
87130-2000	20	47.50	1.870	52.50	2.067



- NOTES:
- FOR ILLUSTRATION PURPOSES, 4 CIRCUITS HAS BEEN SHOWN.
 - MXL LOGO, CAVITY IDENT, ENG. NO., CKT IDENT TO BE AS LARGE AS POSSIBLE AND AS LOCATED.
 - 1st CKT IDENTIFICATION.
 - PARTS TO BE FLAT WITHIN .0045mm/mm AT WIRE ENTRY POSITION.
 - THIS WIRE HOLDER IS FOR USE WITH 26 TO 24 AWG WIRE.



RECOMMENDED P.C. BOARD LAYOUT
 PCB THICKNESS = 1.57mm

MM
 INCH

				MATERIAL : VALXO 310, UL 94V-0 COLOR : NATURAL		MOLEX SINGAPORE PTE LTD SHEET 1 OF 1	
				FINISH :		GENERAL TOLERANCES ± 0.20/.008	
AI	ADD 16 TO 20 CKT PER PDR*	-	SEE	991012	REV AI		
	99-09-9019 (ECN# S2000-0181)	-			DWG. NO.:		
A	RFM PER S1252		TAY	NK	901116	SD 87130-**-00	
LTR	REVISION RECORD	ECN	DR	CHK	DATE	DRAWN BY T A Y 880518	CHK'D BY N K WONG 880519
REVISE ONLY ON CAD SYSTEM				APPR'D BY N K WONG 880520		SCALE 6 : 1	
TITLE : 2.5mm CABLE HOLDER							

DO NOT SCALE DRAWING