


EPR1251G-EPR1254G

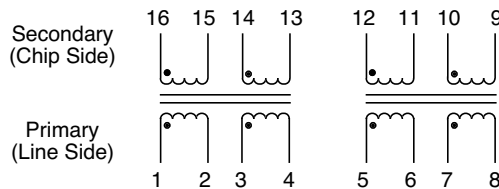


- Optimized for Leading Transceiver I.C.'s
- Meets or exceeds UL1459, UL1950 & EN60950 Standards
- Meets CCITT 1.430 Four Wire "S" Interface
- 2000 Vrms Isolation

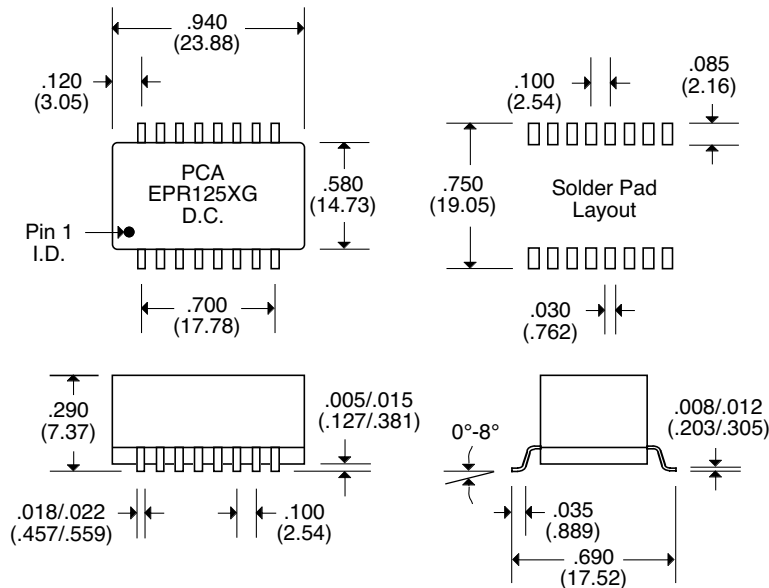
Electrical Parameters @ 25°C

Part Number	Turns Ratio	OCL (mH Min.)	Cw/w (pF Max.)	LI (μH Max.)	Pri. DCR (Ω Max.)	Sec. DCR (Ω Max.)	Primary Pins
EPR1251G	1:1 / 1:1	22 / 22	100 / 100	5 / 5	2.4 / 2.4	2.4 / 2.4	1,4 / 5,8
EPR1252G	1:1 / 1:2	22 / 22	100 / 100	5 / 15	2.4 / 2.4	2.4 / 4.0	1,4 / 5,8
EPR1253G	1:2 / 1:2	22 / 22	100 / 100	15 / 15	2.5 / 2.5	4.0 / 4.0	1,4 / 5,8
EPR1254G	1:2.5 / 1:2.5	22 / 22	100 / 100	35 / 35	2.5 / 2.5	6.0 / 6.0	1,4 / 5,8

Schematics



Package



Unless Otherwise Specified Dimensions are in Inches /mm ±.010 /.25