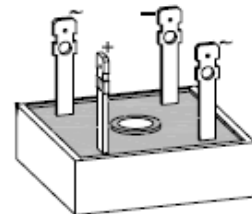


50A Single-Phase Bridge Rectifier

Features

- Low Reverse Leakage Current
- Low Power Loss, High Efficiency
- Electrically Isolated Metal Case for Max. Heat Dissipation
- Case to Terminal Isolation Voltage 2500V
- This series is UL recognized under component index, File number E194718
- RoHS Compliant



**MB35
(Metal Case)**



Mechanical Data

Case:	KBPC (MB35) Metal case with faston lugs
Terminals:	Plated faston lugs
Polarity:	As marked on case
Mounting:	Through hole with #10 screw
Mounting Torque:	23 cm-kg (20 in-lbs) Max.
Weight:	30 grams

Maximum Ratings And Electrical Characteristics ($T_{amb}=25^{\circ}C$)

Symbol	Description	MB5005	MB501	MB502	MB504	MB506	MB508	MB5010	Unit	Conditions
VRRM	Max. Repetitive Peak Reverse Voltage	50	100	200	400	600	800	1000	V	
VRMS	Max. RMS Voltage	35	70	140	280	420	560	700	V	
VDC	Max. DC blocking voltage	50	100	200	400	600	800	1000	V	
Io	Average Rectified Output Current	50							A	$T_A=60^{\circ}C$
IFSM	Non-Repetitive Peak Forward Surge Current	400							A	8.3ms single half sine-wave superimposed on rated load (JEDEC method)

50A Single-Phase Bridge Rectifier

MB5005 – MB5010

Symbol	Description	MB5005	MB501	MB502	MB504	MB506	MB508	MB5010	Unit	Conditions
V _{FM}	Forward Voltage per leg	1.2							V	I _o =25A
I _{RM}	Max. Reverse DC Current At Rated DC Blocking Voltage per leg	10							μA	T _C = 25°C
		1000							μA	T _C = 125°C
I ² t	Rating for Fusing (t<8.3ms)	664							A ² s	
C _J	Typical junction capacitance per leg	300							pF	f=1MHz V _R = 4V
R _{thjc}	Typical Thermal Resistance per leg	1.6							°C / W	Note
V _{ISO}	RMS Isolation Voltage from Case to Leads	2500							V	
T _J ,T _{STG}	Operating Junction and Storage Temperature Range	-65 to +150							°C	

Note: Thermal Resistance junction to case, mounted on heatsink.

Typical Characteristics Curves

Fig.1- Forward Current Derating Curve

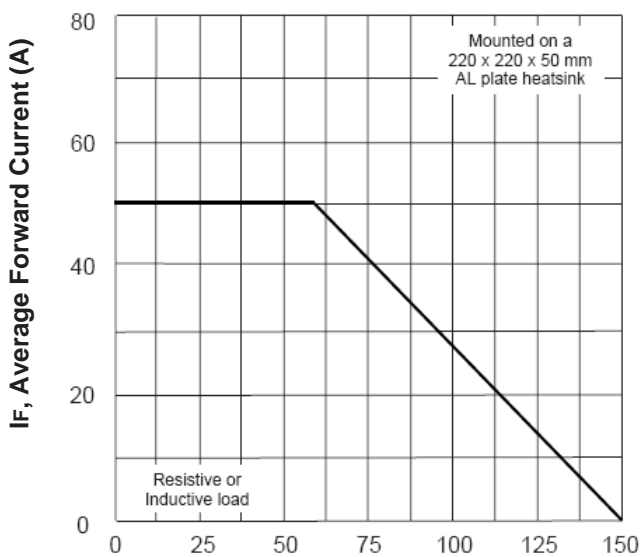
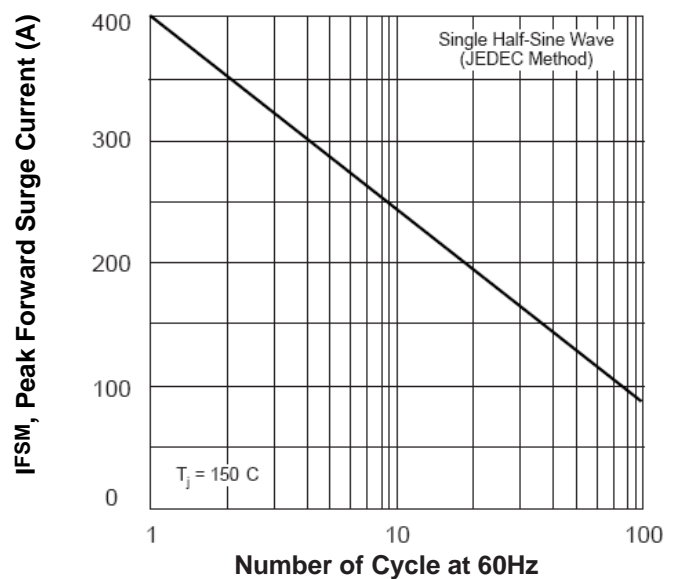


Fig.2-Max. Non-repetitive Peak Forward Surge Current Per Leg



50A Single-Phase Bridge Rectifier

MB5005 – MB5010

Fig.3-Typical Instantaneous Forward Characteristic Per Leg

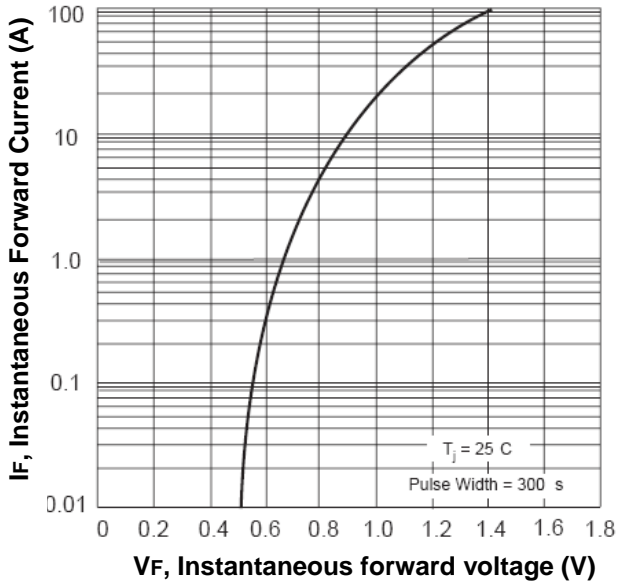


Fig.4-Typical Reverse Characteristics Per Leg

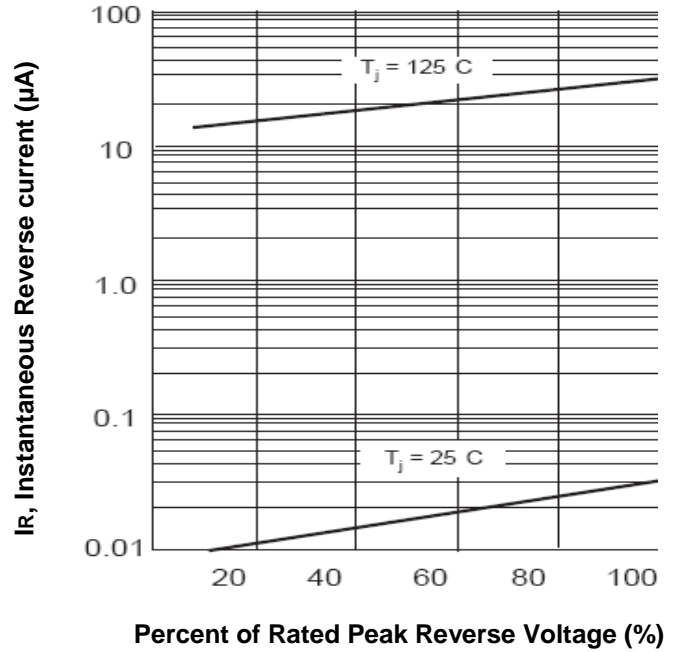
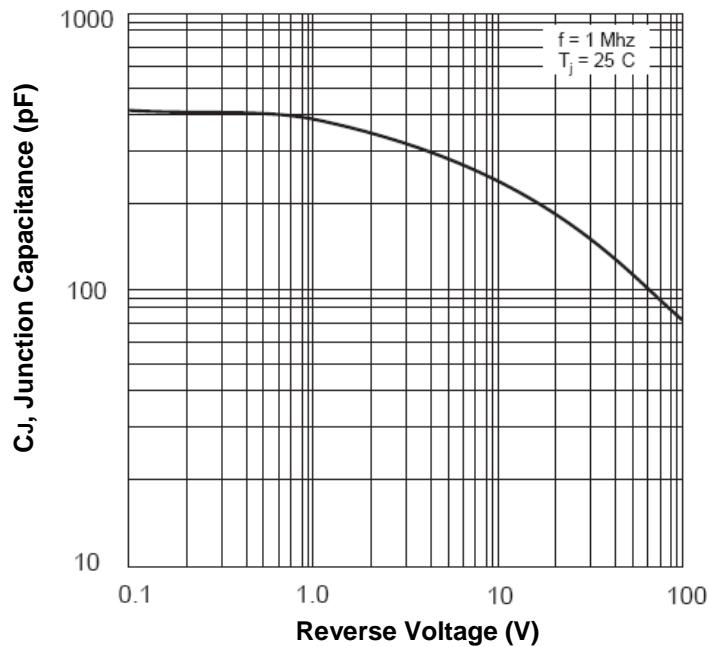


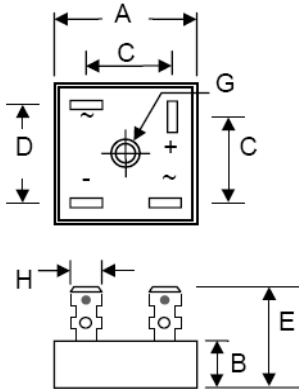
Fig.5-Typical Junction Capacitance Per Leg



50A Single-Phase Bridge Rectifier

MB5005 – MB5010

Dimensions in inch (mm)



Dim	KBPC		KBPC-W	
	Min	Max	Min	Max
A	27.94	28.96	27.94	28.96
B	10.97	11.23	10.97	11.23
C	15.50	17.60	17.10	19.10
D	17.50	18.50	10.90	11.90
E	22.86	25.40	30.50	—
G	Hole for #10 screw, 5.08Ø Nominal			
H	6.35 Typical		0.97Ø	1.07Ø
All Dimension in mm				

KBPC (MB35)

How to contact us:

US HEADQUARTERS

28040 WEST HARRISON PARKWAY, VALENCIA, CA 91355-4162
 Tel: (800) TAITRON (800) 824-8766 (661) 257-6060
 Fax: (800) TAITFAX (800) 824-8329 (661) 257-6415
 Email: taitron@taitroncomponents.com
 Http://www.taitroncomponents.com

TAITRON COMPONENTS MEXICO, S.A .DE C.V.

BOULEVARD CENTRAL 5000 INTERIOR 5 PARQUE INDUSTRIAL ATITALAQUIA, HIDALGO C.P.
 42970 MEXICO
 Tel: +52-55-5560-1519
 Fax: +52-55-5560-2190

TAITRON COMPONENTS INCORPORATED REPRESENTAÇÕES DO BRASIL LTDA

RUA DOMINGOS DE MORAIS, 2777, 2.ANDAR, SALA 24 SAÚDE - SÃO PAULO-SP 04035-001 BRAZIL
 Tel: +55-11-5574-7949
 Fax: +55-11-5572-0052

TAITRON COMPONENTS INCORPORATED, SHANGHAI REPRESENTATIVE OFFICE

CROSS REGION PLAZA, 899 LINGLING ROAD, SUITE 18C, SHANGHAI, 200030, CHINA
 Tel: +86-21-5424-9942
 Fax: +86-21-5424-9931