

PLEASE CHECK WWW.MOLEX.COM FOR LATEST PART INFORMATION

Part Number: [0757570151](#)
Status: **Active**
Overview: [mx150 unshrouded breakaway header](#)
Description: 3.50mm (.138") Pitch, MX150™ Header, Breakaway, Vertical, 5 Circuits, 1.25µm (50µ") Nickel (Ni) Overall, 2.50µm (100µ") Minimum Select Matte Tin (Sn) Plating Overall, 11.20mm (.440") Mating Pin Length, 3.05mm (.120") PC Tail Length

Documents:

Drawing (PDF)	Packaging Specification (PDF)
3D Model	Product Specification PS-75757-000 (PDF)
Application Specification (PDF)	RoHS Certificate of Compliance (PDF)

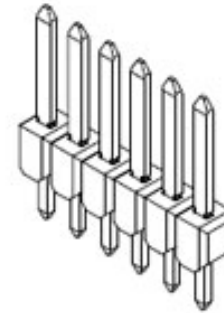


image - Reference only

Series

General

Product Family	PCB Headers
Series	75757
Application	Wire-to-Board
Overview	mx150 unshrouded breakaway header
Product Name	MX150™

Physical

Breakaway	Yes
Circuits (Loaded)	5
Circuits (maximum)	5
Circuits Detail	5
Color - Resin	Black
Durability (mating cycles max)	25
First Mate / Last Break	No
Glow-Wire Compliant	No
Guide to Mating Part	No
Keying to Mating Part	None
Lock to Mating Part	None
Material - Metal	Brass
Material - Plating Mating	Tin
Material - Plating Termination	Tin
Material - Resin	High Temperature Thermoplastic
Number of Rows	1
Orientation	Vertical
PC Tail Length (in)	0.120 In
PC Tail Length (mm)	3.05 mm
PCB Locator	No
PCB Retention	None
PCB Thickness Recommended (in)	0.062 In
PCB Thickness Recommended (mm)	1.57 mm
Packaging Type	Tube
Pitch - Mating Interface (in)	0.138 In
Pitch - Mating Interface (mm)	3.50 mm
Pitch - Term. Interface (in)	0.138 In
Pitch - Term. Interface (mm)	3.50 mm
Plating min: Mating (µin)	100
Plating min: Mating (µm)	2.5
Polarized to Mating Part	No
Polarized to PCB	No
Shrouded	No
Surface Mount Compatible (SMC)	Yes
Temperature Range - Operating	-40°C to +125°C
Termination Interface: Style	Through Hole

EU RoHS

ELV and RoHS Compliant
REACH SVHC Not Reviewed
Halogen-Free Status Not Reviewed

China RoHS



Need more information on product environmental compliance?

Email productcompliance@molex.com
 For a multiple part number RoHS Certificate of Compliance, [click here](#)

Please visit the [Contact Us](#) section for any non-product compliance questions.

Search Parts in this Series

[75757Series](#)

Mates With

[33471](#) Single Row MX150™ Receptacles.
[33472](#) Dual Row MX150™ Receptacles

Electrical

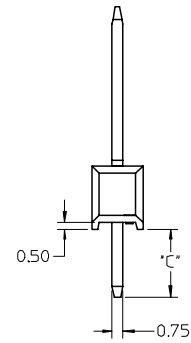
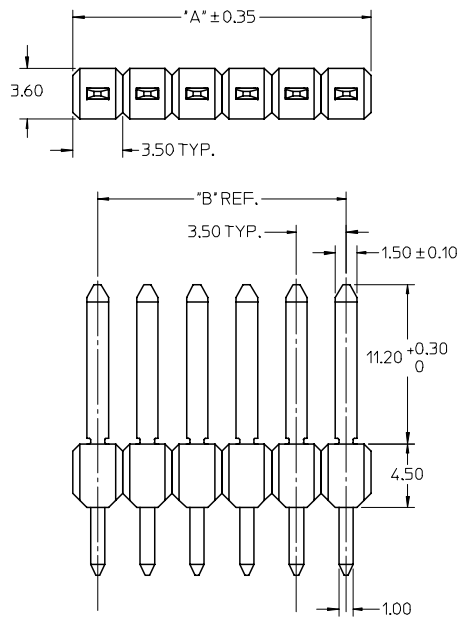
Current - Maximum per Contact	16A
Voltage - Maximum	500V DC

Material Info**Reference - Drawing Numbers**

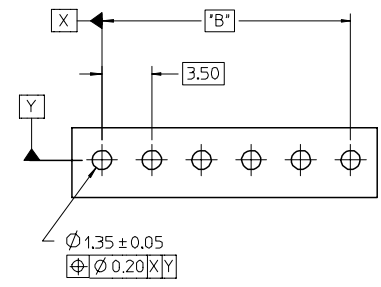
Application Specification	AS-75757-105
Packaging Specification	PK-75757-007
Product Specification	PS-75757-000
Sales Drawing	SD-75757-010
Test Summary	TS-75757-001

This document was generated on 05/31/2010

PLEASE CHECK WWW.MOLEX.COM FOR LATEST PART INFORMATION



- NOTES:
1. TERMINAL MAT'L: ALLOY C26000, CARTRIDGE BRASS
 2. WAFER MAT'L: 30% GLASS FILLED LCP, 94V-0, COLOR BLACK.
 3. TERMINAL PLATING:
 - OPTION 4 - 1.54µm MIN MATTE TIN OVERALL OVER 1.254µm NICKEL OVERALL
 - OPTION 1 - 2.54µm MIN MATTE TIN OVERALL OVER 1.254µm NICKEL OVERALL
 - OPTION 2 - 1.254µm NICKEL OVERALL 2.54µm MIN SELECT MATTE TIN PC TAIL AREA 0.054µm MIN SELECT GOLD CONTACT AREA
 - OPTION 3 - 1.254µm NICKEL OVERALL 2.54µm MIN SELECT MATTE TIN PC TAIL AREA 0.754µm SELECT GOLD CONTACT AREA
 4. HEADER ASSEMBLIES ARE TUBE PACKAGED PER PK-75757-9910.
 5. COMPLIES WITH USCAR 1.5mm TERMINAL BLADE SPECIFICATION.



RECOMMENDED PCB LAYOUT

CKT SIZE	PLATING OPTION	MATERIAL NUMBER	*A* DIM	*B* DIM	*C* DIM	MATERIAL NUMBER	*A* DIM	*B* DIM	*C* DIM
1 x 2	1	75757-0121	7	3.5	3.05	75757-0122	7	3.5	
	2	75757-0221				75757-0222			
	3	75757-0321				75757-0322			
	4	75757-0421				75757-0422			
1 x 3	1	75757-0131	10.5	7.00	3.05	75757-0132	10.5	7.00	
	2	75757-0231				75757-0232			
	3	75757-0331				75757-0332			
	4	75757-0431				75757-0432			
1 x 4	1	75757-0141	14.0	10.50	3.05	75757-0142	14.0	10.50	4.75
	2	75757-0241				75757-0242			
	3	75757-0341				75757-0342			
	4	75757-0441				75757-0442			
1 x 5	1	75757-0151	17.5	14.00	3.05	75757-0152	17.5	14.00	
	2	75757-0251				75757-0252			
	3	75757-0351				75757-0352			
	4	75757-0451				75757-0452			
1 x 6	1	75757-0161	21.0	17.50	3.05	75757-0162	21.0	17.50	
	2	75757-0261				75757-0262			
	3	75757-0361				75757-0362			
	4	75757-0461				75757-0462			

REMOVED 1X2 PINS EC NO: UICP2008-0959 DRAWN/DROSICA 2007/10/25 CHKD: 2007/10/25 APPR: JCOMERC.L 2007/10/25	QUALITY SYMBOLS =0 =0	GENERAL TOLERANCES (UNLESS SPECIFIED)		DIMENSION STYLE MM ONLY		SCALE 4:1	DESIGN UNITS METRIC	THIRD ANGLE PROJECTION		
		mm	INCH	DRAWN BY TMCCLELL	DATE 1/24/06	TITLE MX150 SINGLE ROW BREAK-AWAY VERTICAL HEADER ASSEMBLY				
		4 PLACES ± --- ± ---	3 PLACES ± --- ± ---	CHECKED BY TMCCLELL	DATE 1/24/06	MATERIAL NO. BANAKIS 1/24/06				
		2 PLACES ± 0.13 ± ---	1 PLACE ± 0.25 ± ---	APPROVED BY BANAKIS	DATE 1/24/06	DOCUMENT NO. SD-75757-010				
DRAFT WHERE APPLICABLE MUST REMAIN WITHIN DIMENSIONS		ANGULAR ±1/2°		SEE CHART		SHEET NO. 1 OF 1		THIS DRAWING CONTAINS INFORMATION THAT IS PROPRIETARY TO MOLEX INCORPORATED AND SHOULD NOT BE USED WITHOUT WRITTEN PERMISSION		