

Magnetically Compensated Choke, 1-phase, flat design



Description

- Current compensated choke
- 1-phase choke
- THT-terminals
- Inductor horizontally positioned in housing
- SMD version on request

Standards

- EN 60938

Applications

- Attenuation of common mode interferences
- Designed for 230/400 VAC applications
- Chopper amplifiers
- DC drives and stepper motor controls
- Switching power supplies

References

[General Product Information](#)

Weblinks

[Approvals](#), [RoHS](#), [CHINA-RoHS](#), [e-Store](#), [Distributor-Stock-Check](#)

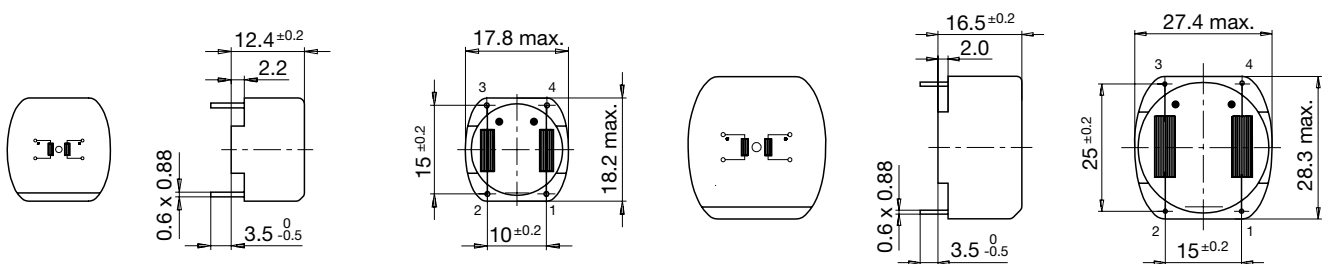
Technical Data

Rated voltage	up to 440 VAC	Test Voltage	1.8kV, 50Hz, 1 min, winding to winding
Rated Current	0.4 - 4 A @ Ta 40 °C	Isolation Voltage	2kV eff., winding to ambient
Rated inductance	0.6 - 40mH, Tol. -30% +50%	Climatic Category	25/100/21 acc. to IEC 60068-1
Power Operating Frequency	50 - 400Hz	Allowable Operation Temp.	-25 °C to 100 °C
Terminal technic	THT		
Weight	5 - 16g		
Material: Housing	UL 94V-0		
Sealing Compound	UL 94V-0		

Dimensions

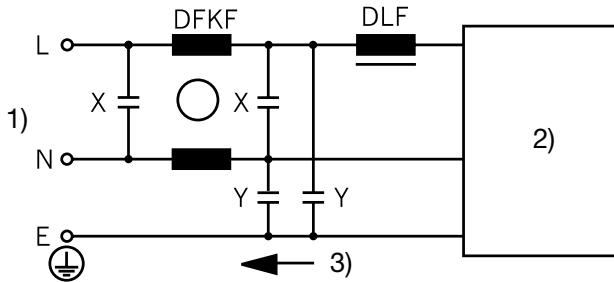
Case 04-2

Case 15-2



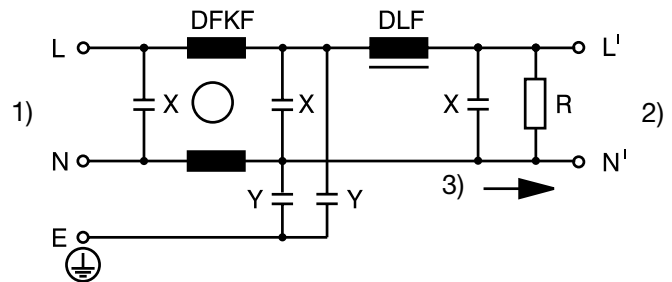
Diagrams

RFI suppression of switching power supply



- 1) Power line
- 2) Switching Power Supply
- 3) Interference current

Noise suppression filter



- 1) Power line
- 2) Equipment
- 3) Interference current

Variants

I_n [A]	L_n [mH]	R_{Cu} [mΩ]	Tripped Power Dissipation [W]	f_{RES} [MHz]	Weight [g]	Housing	Packing unit [pcs.]	Order Number
0.4	40	1200	0.4	0.11	5	04-2	45	DFKF-18-0001
0.6	15	540	-	-	5	04-2	45	DFKF-18-0002
1.2	6.8	200	0.6	0.45	5	04-2	45	DFKF-18-0003
1.5	3.3	110	0.5	1.2	5	04-2	45	DFKF-18-0004
2	2	60	-	-	5	04-2	45	DFKF-18-0005
4	0.7	16	0.5	2.5	5	04-2	45	DFKF-18-0006
0.6	40	1000	0.7	0.2	16	15-2	40	DFKF-28-0001
1	20	360	0.7	0.28	16	15-2	40	DFKF-28-0002
1.4	27	310	-	-	16	15-2	40	DFKF-28-0003
2	6	100	0.8	0.3	16	15-2	40	DFKF-28-0004
4	0.6	13	1	2.5	16	15-2	40	DFKF-28-0006
4	1.5	28	0.9	1.3	16	15-2	40	DFKF-28-0005